

# STAR Community Rating System

Version 2.0 | October 2016





STAR Communities is a Washington, DC based nonprofit organization that works to evaluate, improve and certify sustainable communities. We administer the STAR Community Rating System (STAR), the nation's leading framework and certification program for local sustainability. Cities and counties use STAR to measure their progress across social, economic and environmental performance areas.

## STAR COMMUNITIES LEADERSHIP

### Board of Directors

Shannon Parry, President, City of Santa Monica, CA  
Monica Gilchrist, Vice President, Gilchrist Farms  
Garrett Fitzgerald, Secretary, Urban Sustainability Directors Network  
Dylan Siegler, Treasurer, NRG Energy  
Catherine Hurley, City of Evanston, IL  
Brooks Rainwater, National League of Cities  
Alison Taylor, Siemens Corporation

### STAR Communities Staff

Hilari Varnadore, Executive Director  
Kristi Wamstad-Evans, Technical Director  
Alex Helling, Technical Specialist  
Lacey Shaver, Community Engagement Manager  
Aaron Lande, Operations & Member Relations Manager  
David Abell, Program Coordinator

---

## COPYRIGHT

© 2016 by STAR Communities. All rights reserved.

## DISCLAIMER

Although the information provided herein is believed to be accurate and reliable, none of the parties involved in development of the STAR Community Rating System, including STAR Communities, or its partners, assume any liability or responsibility for the accuracy, completeness, or usefulness of any information contained in the Rating System or for any injuries, losses, costs, or damages arising from use of the publication. As a condition of use, the user covenants not to sue and agrees to waive and release STAR Communities and all persons and entities in interest with STAR Communities of and from any and all claims, demands, and causes of action for any injuries, losses, or damages.

## TRADEMARK

STAR Communities™ and STAR Community Rating System™ are registered trademarks of STAR Communities.

# ACKNOWLEDGEMENTS

## STAR Steering Committee

Adam Beck.....	EcoDistricts
Cori Burbach.....	City of Dubuque, IA
Lee Hayes Byron.....	Sarasota County, FL
Michelle Caulfield.....	City of Seattle, WA
Radcliffe Dacanay.....	City of Portland, OR
Leslie Ethen.....	City of Tucson, AZ
Eric W. Faisst.....	Madison County, NY
Wayne Feiden.....	City of Northampton, MA
Rob Fernandez.....	Breckinridge Capital Advisors
Deeohn Ferris.....	Sustainable Community Development Group
Andrea Fox.....	International City/County Managers Association
Hilary Franz.....	Futurewise
Nancy Gassman.....	City of Fort Lauderdale, FL
Richard Gelb.....	King County, WA
Josh Geyer.....	U.S. Department of Housing and Urban Development
Dan Guilbeault.....	District of Columbia
Michele Halsell.....	Pennsylvania State University
Jill Horwitz.....	Broward County, FL
Chris Kochtitzky.....	U.S. Centers for Disease Control and Prevention
Lisa Lin.....	City of Houston, TX
Kristin Lynett.....	City of Tacoma, WA
Cooper Martin.....	National League of Cities
Jenita McGowan.....	City of Cleveland, OH
Doug Melnick.....	City of San Antonio, TX
Melody Park.....	City of Indianapolis, IN
David Rouse.....	American Planning Association
Randy Solomon.....	The College of New Jersey and Sustainable Jersey
Michael Steinhoff.....	ICLEI-Local Governments for Sustainability
Paula Stroup.....	City of Raleigh, NC
John Thomas.....	U.S. Environmental Protection Agency
Jess Zimbabwe.....	Rose Center for Public Leadership

## STAR Technical Advisory Group

Rosanne Albright.....	City of Phoenix, AZ
Kaye Bender.....	Public Health Accreditation Board
Jeff Caton.....	ESA
Emily Costello.....	Delaware Valley Regional Planning Commission
Roy DeWitt.....	City of Davenport, IA
Patrice Frey.....	National Main Street Center
Rebecca Kihslinger.....	Environmental Law Institute
Tessa LeSage.....	Southwest Florida Community Foundation
Kim Lundgren.....	Kim Lundgren Associates, Inc.
Carrie Makarewicz.....	University of Colorado, Denver
Edith Makra.....	Metropolitan Mayors Caucus
Kevin Nelson.....	U.S. Environmental Protection Agency
Leslie Oberholtzer.....	Coda Metrics
Andre Pettigrew.....	Clean Economy Solutions
Victor Rubin.....	PolicyLink

**STAR Technical Advisory Group (continued)**

- Dulcey Simpkins .....City of Seattle, WA (formerly)
- Cindy Steinhauser.....City of Dubuque, IA
- Ellen Tohn.....Tohn Environmental Strategies
- Michael Walker.....City of Yarmouth, MA
- Walker Wells.....Global Green USA

**FUNDERS**

The STAR Community Rating System was built by and for local governments in the United States. Our work is supported through program fees, annual subscriptions and the commitment and support of our philanthropic partners, including:



# TABLE OF CONTENTS

Acknowledgements.....	2
Introduction .....	5
Framework of the Rating System.....	6
Understanding Points and Scores.....	8
Submittal Requirements: Evaluation Measures.....	10
Achieving Certification and Recognition.....	11
Continuous Improvement Process.....	13

## Built Environment ..... 15

BE-1: Ambient Noise & Light .....	16
BE-2: Community Water Systems.....	19
BE-3: Compact & Complete Communities.....	22
BE-4: Housing Affordability.....	25
BE-5: Infill & Redevelopment.....	28
BE-6: Public Parkland.....	31
BE-7: Transportation Choices.....	34

## Climate & Energy ..... 37

CE-1: Climate Adaptation .....	38
CE-2: Greenhouse Gas Mitigation.....	40
CE-3: Greening the Energy Supply.....	42
CE-4: Energy Efficiency.....	44
CE-5: Water Efficiency.....	47
CE-6: Local Gov GHG & Resource Efficiency.....	49
CE-7: Waste Minimization.....	52

## Economy & Jobs ..... 54

EJ-1: Business Retention & Development.....	55
EJ-2: Green Market Development.....	57
EJ-3: Local Economy.....	59
EJ-4: Quality Jobs & Living Wages.....	61
EJ-5: Targeted Industry Development.....	64
EJ-6: Workforce Readiness.....	66

## Education, Arts & Community ..... 68

EAC-1: Arts & Culture.....	69
EAC-2: Community Cohesion.....	72
EAC-3: Educational Opportunity & Attainment.....	75
EAC-4: Historic Preservation.....	78
EAC-5: Social & Cultural Diversity.....	80
EAC-6: Aging in the Community.....	82

## Equity & Empowerment ..... 85

EE-1: Civic Engagement.....	86
EE-2: Civil & Human Rights.....	89
EE-3: Environmental Justice.....	91
EE-4: Equitable Services & Access.....	93
EE-5: Human Services.....	96
EE-6: Poverty Prevention & Alleviation.....	98

## Health & Safety ..... 100

HS-1: Active Living.....	101
HS-2: Community Health.....	104
HS-3: Emergency Management & Response.....	107
HS-4: Food Access & Nutrition.....	110
HS-5: Health Systems.....	113
HS-6: Hazard Mitigation.....	115
HS-7: Safe Communities.....	117

## Natural Systems ..... 120

NS-1: Green Infrastructure.....	121
NS-2: Biodiversity & Invasive Species.....	123
NS-3: Natural Resource Protection.....	126
NS-4: Outdoor Air Quality.....	129
NS-5: Water in the Environment.....	131
NS-6: Working Lands.....	133

## Innovation & Process ..... 136

IP-1: Best Practices & Processes.....	137
IP-2: Exemplary Performance.....	139
IP-3: Local Innovation.....	140
IP-4: Good Governance.....	141

# INTRODUCTION

The STAR Community Rating System (STAR) is the nation's leading framework and certification program for local sustainability. Local leaders use STAR to set goals, measure progress, and improve their communities.

The release of STAR in 2012 marked an important milestone in the sustainability movement. Hundreds of stakeholders worked together by consensus to deliver a common framework for sustainability with nationally accepted standards for measuring the depth and breadth of the social, economic, and environmental issues that our nation's cities and counties are facing.

Over the past 4 years, the rating system's metrics and methods have inspired local leaders to be more inclusive, make equitable investments, advance work on climate, integrate health into sustainability considerations, collaborate within and across departments, and build broader community support, both with residents and the business community. And the rating system has evolved -- as more communities certify, their data and experience contributes to our collective knowledge of sustainability and the growing evidence base linking actions to outcomes.

Built on the guiding principle of continuous improvement, the rating system's content changes over time to embrace innovation, apply new research, and adapt to changing conditions in the sustainability field of practice. All updates to the rating system strive to create a consistent system that is both rigorous and accessible to local government applicants and their partners.

## Version 2.0

In 2015, the rating system's governance and technical committees recommended an update to STAR in order to integrate data and best practices from the first 50 STAR Certifications and address on-going issues like alignment with external standards (e.g. ISO 37120 and the United Nations Sustainable Development Goals) and development of new content to address gaps (e.g. biodiversity, good governance, aging, local government resource footprint). An analysis of points received by Certified STAR Communities revealed deficiencies in the Equity & Empowerment and Climate & Energy goal areas; it was suggested that restructuring and improvements to methodologies could resolve some of the issues communities were having with these gap areas.

Working groups of formal committee members and on call advisors were assembled and met weekly between August 2015 and January 2016 to review new research, data sets, and methodologies and recommend revisions to the framework. In May 2016, their work was compiled into a working draft of Version 2.0 of the STAR Community Rating System. The working draft was presented during the STAR 2.0 Stakeholder Convening in Washington, DC; this in-person meeting convened 50 committee members and partners to address remaining issues, concerns or omissions. Stakeholders approved the working draft at the meeting and put STAR Version 2.0 out for public comment on June 15, 2016.

Hundreds of public comments were received and analyzed by staff before presenting a final draft to committees in August 2016. The Technical Advisory Group and Steering Committee approved the final draft of the Rating System on August 23<sup>rd</sup> and August 25<sup>th</sup>, 2016 respectively.

## Oversight

The rating system was developed between 2008-2012 using an open, consensus-based process. Technical Advisory Committees comprised of experts from across the country determined scientifically valid, cost-effective ways of evaluating local government progress with oversight and guidance from a Steering Committee. After the rating system was released in 2012, the eight Technical Advisory Committees were consolidated into a 21-member Technical Advisory Group. In order to maintain the rating system's credibility, all substantive changes to STAR are approved by the Technical Advisory Group, then sent to the Steering Committee for acceptance.

- **Steering Committee:** The governing body responsible for guiding the development of the STAR Community Rating System. The committee is charged with maintaining the rating system as a leadership tool, preserving its integrity, and evolving STAR using the consensus process in accordance with the mission, guiding principles, and strategic plan of STAR Communities.
- **Technical Advisory Group (TAG):** The purpose of the TAG is to enhance and, where necessary, clarify the STAR Community Rating System. The group maintains and advances the technical aspects of the existing STAR Community Rating System; continuously builds, improves and advances credit intents, requirements and guidance; upholds the technical rigor, fairness and transparency in the STAR Community Rating System development process; and holistically oversees, integrates, manages and envisions the technical aspects of the STAR Community Rating System.

## STAR FRAMEWORK

The STAR framework, which integrates economic, environmental, and social aspects of sustainability, provides communities with a menu-based system to customize their approach based on local conditions and priorities. Communities can pursue the most important or relevant objectives, addressing regional variability and differing priorities along the way.

The rating system is organized by goals, objectives, and evaluation measures; this design is intended to align with local government processes and standard practice. The structure features a set of components that reflect public sector mechanisms that are proven effective in advancing change. Terms are those commonly used by local governments and their community partners to communicate strategic objectives and desired outcomes.

Within each goal area is a series of objectives aimed at achieving community-level aspirations. Objectives are measured in two ways: through attainment of community level outcomes and/or completion of local actions that are essential to reaching the outcomes. These evaluation measures provide the avenue for communities to achieve credit in the rating system.

Below are terms and definitions associated with the STAR framework.

Key Terms and Definitions	
<b>Goal</b>	Desired state or condition that a jurisdiction intends to achieve
<b>Objective</b>	A clear, desired achievement intended to move the community toward the broader goal
<b>Purpose</b>	Statement to clarify relevance, to provide context, and communicate the desired outcome(s)
<b>Evaluation Measure</b>	Qualitative or quantitative, using relative or absolute metrics
<b>Community Level Outcome</b>	Measurable, condition-level indicators that depict a community's progress toward a preferred state or condition as suggested by the STAR objective
<b>Local Action</b>	Range of decisions and investments that a community can make, or the activities that they can engage in, that are essential to achieving the desired outcome(s)

## STAR's Goal Areas and Objectives

**Built Environment:** Achieve livability, choice, and access for all where people live, work, and play

**Climate & Energy:** Reduce climate impacts through adaptation and mitigation efforts and increase resource efficiency

**Economy & Jobs:** Create equitably shared prosperity and access to quality jobs

**Education, Arts & Community:** Empower vibrant, educated, connected, and diverse communities

**Equity & Empowerment:** Ensure equity, inclusion, and access to opportunity for all community members

**Health & Safety:** Strengthen communities to be healthy, resilient, and safe places for residents and businesses

**Natural Systems:** Protect and restore the natural resource base upon which life depends

An eighth category, **Innovation & Process**, supports the evolution of sustainability practice by recognizing best practices and processes, exemplary performance, local innovation, and good governance.

Each of the rating system's 7 goal areas is supported by 6-7 Objectives. Objectives are the clear and desired achievement intended to move the community toward the broader sustainability goal. Below are the system's 45 objectives, organized by goal area.

### STAR Framework of Sustainability Goals & Objectives

Built Environment	Climate & Energy	Economy & Jobs	Education, Arts & Community	Equity & Empowerment	Health & Safety	Natural Systems	Innovation & Process
Ambient Noise & Light	Climate Adaptation	Business Retention & Development	Arts & Culture	Civic Engagement	Active Living	Green Infrastructure	Best Practices & Processes
Community Water Systems	Greenhouse Gas Mitigation	Green Market Development	Community Cohesion	Civil & Human Rights	Community Health	Biodiversity & Invasive Species	Exemplary Performance
Compact & Complete Communities	Greening the Energy Supply	Local Economy	Educational Opportunity & Attainment	Environmental Justice	Emergency Management & Response	Natural Resource Protection	Local Innovation
Housing Affordability	Energy Efficiency	Quality Jobs & Living Wages	Historic Preservation	Equitable Services & Access	Food Access & Nutrition	Outdoor Air Quality	Good Governance
Infill & Redevelopment	Water Efficiency	Targeted Industry Development	Social & Cultural Diversity	Human Services	Health Systems	Water in the Environment	
Public Parkland	Local Government GHG & Resource Footprint	Workforce Readiness	Aging in the Community	Poverty Prevention & Alleviation	Hazard Mitigation	Working Lands	
Transportation Choices	Waste Minimization				Safe Communities		



## Evaluation Measures

As noted, STAR objectives are achieved through attainment of two types of evaluation measures: community level outcomes and local actions. Outcomes are measurable condition-level indicators that depict a community's progress toward a preferred state or condition within the STAR objective it supports. Outcomes are represented as trend lines, targets, or thresholds in the rating system.

Generally, STAR awards credit to county applicants if they are achieving outcome measures at the county-scale. However, recognizing the challenges faced by county applicants as a result of having multiple municipalities within their boundaries, there are two exceptions to this rule. The first exception is based on the understanding that data collection would be unreasonably burdensome. The second exception is when the Technical Guide provides explicit instructions that reporting at the county scale is not required.

Local actions describe the range of decisions and investments that a local government or community can make, or the activities that they can engage in, that are essential to achieving desired outcomes. Local actions in the rating system focus on the key interventions that move the needle towards STAR's identified outcomes.

Since many public, private, and nonprofit organizations within the community contribute towards advancing sustainability goals, the rating system recognizes these efforts, not only those of the local government. The rating system awards credit for local actions performed by community actors other than the applicant local government, provided that the applicant demonstrates that the activities have had a significant, positive impact on progress towards achieving the desired outcome(s) for the community as a whole.

Action Types	
Education and Outreach	<i>Preparatory</i>
Plan Development	
Policy and Code Adjustment	
Partnerships and Collaboration	
Practice Improvements	
Inventory, Assessment, or Survey	
Enforcement and Incentives	<i>Implementation</i>
Programs and Services	
Facilities and Infrastructure Improvements	

There are nine defined action types in the rating system. Preparatory actions are foundational steps that a community should take first to assess the community's needs and trends, identify and execute policy and regulatory changes, and strengthen partnerships and collaborations in order to effectively deploy resources and investments.

Implementation actions are the programs and services, enforcement and incentive mechanisms, and infrastructure investments a community makes in order to efficiently and equitably move the needle towards the desired outcomes. Technical advisors, staff, and other stakeholders regularly review evaluation measures to determine whether they are relevant, feasible, systemic, timely, reliable and valid. Other criteria for inclusion in the rating system include alignment with the STAR Guiding Principles.

## UNDERSTANDING POINTS AND SCORES

The methodology behind STAR's points and scores acknowledges the integrated nature of the system's sustainability goal areas and objectives and the complex relationship between local actions and community level outcomes. While this section aims to provide an overview of points and scores, refer to the Technical Guide's Points Appendix for a more complete description of the design assumptions, point allocations and weightings.

It is recommended that applicants utilize the STAR Crosswalk to estimate their preliminary score and certification level before beginning to enter data; the checklist provides an interactive score based on the selection of individual evaluation measures.

## Weighting of Goal Areas

STAR's seven goal areas serve as the foundation of the system's interconnected, triple bottom line approach to sustainability. There are currently no universally accepted standards for rating one sustainability goal as of greater importance or value than any other; therefore, STAR's goal areas are equally weighted at 100 points each.

Goal Area	Points Available
Built Environment	100
Climate & Energy	100
Economy & Jobs	100
Education, Arts & Community	100
Equity & Empowerment	100
Health & Safety	100
Natural Systems	100
Innovation & Process	50
<b>Total</b>	<b>750</b>

## Achieving Points within STAR Objectives

Within each goal area are 6 or 7 objectives; each has a total point value between 10 and 20 points. Objectives are assigned a total point value based on their impact on achieving community sustainability as well as impact towards meeting the STAR goal area that it is situated beneath.

Applicants accumulate points in the rating system through achievement of objectives. Within each objective, there are three paths to achieving the total points available: communities can complete community level outcomes, local actions or a combination of the two types of evaluation measures.

Communities that meet the outcome's threshold, target, or trend line requirement or, in some cases, demonstrate incremental progress will achieve a proportion of the total points available. Partial credit is available where indicated. Point values for outcomes are determined by the supporting STAR objective, the outcome's strength as a standard (e.g. national standard threshold, standard target for trend, STAR set threshold, locally set threshold, locally set trend, or general trend) and its data sources and data quality (e.g. outside data set, standardized collection, or locally collected).

In each objective, the Technical Guide distinguishes whether 100% or 70% of points are available through outcomes. In objectives where the outcomes represent national or leadership standards, communities can achieve 100% of the points available without submitting documentation on local actions. In other objectives where the outcomes reflect a local or general threshold or trend; a community can achieve up to 70% of an objective's total points available and must supplement the remaining points with actions.

Finally, communities have the opportunity to accumulate points for the local actions that they complete. The rating system assigns higher point values to implementation-based actions than those that are preparatory in nature due to dedication of resources and impact on sustainability conditions. Actions will be evaluated over time and may be replaced or adjusted to align with the program's growing evidence base about which actions have the strongest influence.

## Innovation & Process Category

Local government applicants may find that certain areas of the rating system are more difficult to achieve or may not apply given differences in geography, climate, jurisdictional control or other factors. The Innovation & Process credit category is a place to look for “extra credit” to supplement those areas of the system that were unattainable, difficult, or not a local priority.

## SUBMITTAL REQUIREMENTS: EVALUATION MEASURES

### Community Level Outcome Measures

In order to receive credit for outcome measures, the community must submit the required documentation described in the guidance section of the relevant objective. In some cases, the documentation is a formula-based, STAR-provided Excel spreadsheet that is available to STAR Members.

### Local Action Measures

All local actions in STAR fit into 1 of 9 action types. The submittal requirements for each action type are consistent throughout the system and are described below.

---

*Education and Outreach:* For verification, provide a brief description of how your education and outreach campaign meets the intent of this action. Submittal must include a series of efforts designed to inform the public about the issue. If applicable, provide a link to or upload supporting materials.

---

*Plan Development:* For verification, provide the plan title; a link to or copy of the plan; the year adopted or last updated; and a description of how the plan meets the intent of this action measure.

---

*Policy and Code Adjustment:* For verification, provide the title; year adopted; a link to or copy of the policy or code; and a brief description of how the intent of this action is met.

---

*Partnerships and Collaboration:* For verification, provide the name of the group; year established; a link to or documentation of their work; and a brief description of how the intent of this action is met. Partnerships and Collaboration must be active at the time of submittal and be issue-focused, not special project-based.

---

*Practice Improvements:* For verification, provide the name of the practice improvement; a link to or copy of the annual report, if applicable; and a brief description of how the intent of this action is met.

---

*Inventory, Assessment, or Survey:* For verification, provide the title; year published; a link to or copy of the study; and a brief description of how the intent of this action is met.

---

*Enforcement and Incentives:* For verification, provide the name of the enforcement or incentive; the year created; a link to or copy of the incentive(s) and/or enforcement(s); and a brief description of how the intent of this action is met.

---

*Programs and Services:* For verification, provide the program name; year created; and a brief description of how the intent of this action is met.

---

*Facility and Infrastructure Improvements:* For verification, provide a list of investments made within the past 5 years and a brief description of how the intent of this action is met.

---

# CERTIFICATION AND RECOGNITION

STAR certification provides a clear, data-driven approach to assessing communities' sustainability efforts. Certification allows communities to credibly and transparently track progress toward overall sustainability objectives. Communities receive a rating based on the total cumulative score of points achieved across the menu-based rating system. Communities choose the measures that they would like to report on and are not required to submit on all measures. The flexibility of a menu-based system allows local governments to select the objectives they feel are most important and relevant to their communities.

The STAR Community Rating System supports three leadership certifications: 3-STAR Community, 4-STAR Community and 5-STAR Community. Since STAR is menu-based and communities decide which measures to report on, the final scores do not provide a true head-to-head comparison. STAR is a rating, not a ranking, system. A certified STAR Community Rating lasts for four years after the award date, at which point a community is expected to measure and report progress through recertification. A community that has not had their application verified, but is working toward certification, is a Reporting STAR Community.

General descriptions and point ranges required for certification are shown below.

<b>Certification Levels</b>	<b>Point Range</b>
Certified 3-STAR Community <i>Recognized for sustainability leadership</i>	250 – 449
Certified 4-STAR Community <i>Recognized for national excellence</i>	450 – 649
Certified 5-STAR Community <i>Recognized as top tier achiever in national sustainability</i>	650+

## Certification Process

The certification process enables communities to baseline their sustainability performance against the national standards and benchmarks in the STAR Community Rating System. U.S. cities and counties of all sizes and resource levels have achieved STAR certification. There is no minimum or maximum population size for pursuing certification, however the city or county government must be the primary applicant. Communities as small as Charles City, IA (pop. 7,600) and as large as Houston, TX (pop. 2.2 million) have successfully achieved STAR certification.

On average, the certification process takes a community a year from start to finish. Communities begin by aligning their existing programs, policies, and plans with the STAR Community Rating System using project management tools and resources provided by STAR Communities. Then they gather data on the evaluation measures of their choice from the rating system and enter the data into STAR's online data entry and reporting platform. Because the rating system measures community-wide sustainability, data and information on programs will need to be provided by a variety of different governmental departments and agencies, as well as from community stakeholders and civic partners.

The most common project management set-up has been to have 1 or 2 key staff people supported by interns, a community sustainability group, a green team, and/or a university partner. In general, the project team spends 1-2 months on getting organized and 4-6 months on data collection if they are working on a part-time basis.

Once the community has completed as many of the evaluation measures as possible, they submit their online application for verification. STAR Communities' Technical Team then performs a robust verification process that includes an opportunity for the community to make amendments or edits to the application. The Technical Team assigns the final STAR Community Rating®, which lasts for 4 years, at which point the community is expected to report on progress and recertify.

To meet the needs of diverse communities, STAR Communities offers multiple paths to certification through a subscription service model. Communities can work at their own pace or join the annual Leadership STAR Community Program for full service and support. There are no prerequisites for certification.

## Verification

STAR Communities prides itself on a detailed and thorough approach to verification. The intent of the verification process is to preserve the rigorous nature and integrity of the STAR Community Rating System and provide solid credibility to all communities that achieve a certified STAR Community Rating.

STAR's verification process includes a two-phase review of every evaluation measure submitted by a community and provides applicants with an opportunity for amendments and improvements. As a result, governments, businesses, non-profits, residents, and other stakeholders can be confident in their and other communities' certified STAR Community Ratings.

In the first phase of the verification process, the STAR Communities Technical Team performs an initial review of each submitted measure to ensure that the submittal is complete, proper documentation has been provided, and the submission meets the requirements and intent laid out in the Technical Guide to the STAR Community Rating System. Each measure is either approved, accepted, overridden or denied:

- Approved means that the applicant met the criteria as described in the Technical Guide.
- Accepted means that the applicant meets the intent of the criteria, but it might be slightly different than what is described in the Technical Guide. Both approved and accepted measures receive full credit. Accepted measures include a comment describing how it meets the intent.
- Overridden applies to outcome measures with partial credit options. It is used when the points must be manually calculated during verification.
- Denied applies when the measure does not meet the criteria or intent or when the response is incomplete.

After the Technical Team completes their initial review, other STAR staff provides a quality check on each of the graded measures with a special focus on those denied. This offers a second "set of eyes" for the response. All comments are incorporated into the initial verification spreadsheet and an initial score is assigned based upon the points awarded for the graded measures. STAR Communities staff must complete the initial verification process within 60 calendar days.

Upon receiving their initial verification results, a community may choose to accept the initial review and associated score, or edit their application and resubmit. If a community accepts, the initial verification score becomes their final score and a certified STAR Community Rating is assigned.

Often communities see a drop in their anticipated score after the initial verification process. There are several common mistakes that result in measures being denied, but many can be easily fixed. The most common mistakes include:

- the preliminary step or other required fields were left blank;
- incorrect documentation was uploaded;
- the intent of the action measure was not clearly explained in the submittal; and/or
- the guidance laid out in the Technical Guide was not followed.

Most communities choose to edit and resubmit for phase two of the verification process. Applicants have 30 calendar days to address denials and/or pursue additional measures to improve their results. After they resubmit, the Technical Team reviews and grades any edits and/or additions within 30 calendar days. A final score is then calculated and a certified STAR Community Rating is assigned.

Communities have the option to challenge grading decisions on measures denied in the final verification process. If a denial is challenged, the rating system's Technical Advisory Group will review these measures and make a decision for acceptance or denial.

## Post-Certification

STAR certification is a huge accomplishment, but it is not the end of a community's STAR journey. For most communities, the comprehensive, baseline assessment across STAR's framework of goals and objectives instigates deeper analysis, engagement with stakeholders, prioritization exercises, and action-oriented implementation. STAR Communities helps local governments use their certified STAR Community Rating to promote and enhance local sustainability efforts through marketing, implementation, and eventually, re-certification.

STAR Communities provides custom infographics, results reports, and workshops to help certified STAR communities:

- analyze their community's strengths and weaknesses;
- understand the national context for certification;
- view comparative results from similar communities;
- understand the relationship between actions and outcomes;
- identify the actions that are most likely to drive change;
- determine how best to integrate metrics from STAR into plans, reports, or budgets;
- dive more deeply into particular content areas; and/or
- facilitate decision-making, prioritization, and consensus-building activities.

## CONTINUOUS IMPROVEMENT PROCESS

Built on the guiding principle of continuous improvement, STAR will evolve to remain the leading framework for local sustainability in the United States. The content of the rating system may change over time to embrace innovation, apply new research, or adapt to changing conditions in the field of community sustainability. All updates to STAR will strive to create a consistent system that is both rigorous and accessible to local government applicants.

In order to maintain its credibility, STAR's Steering Committee and Technical Advisory Group will approve all substantive changes through a consensus-based approach.

The System Change & Evolution Policy was adopted by STAR's Steering Committee on July 8, 2014. The policy describes 3 different levels of updates that can be made to the STAR Community Rating System. They include:

### Level I: System Clarification and Maintenance

- Generally minor changes that are administrative in nature, relate to the guidance or submittal requirements of a specific evaluation measure, or modify the content or context to ensure the measures are useful and relevant to those engaged in implementation
- May occur annually
- Changes released as an update to the existing version (i.e. Version 1.1, Version 1.2, etc.)

### **Level 2: System Change**

- More substantive shifts to the Rating System that include adding or removing evaluation measures and/or STAR objectives. Changes to the system's credit methods and point structure may be included
- Likely to occur on a 3-4 year cycle and includes an opportunity for public comment
- Changes released as a new version (i.e. Version 2.0)

### **Level 3: System Evolution**

- Major sweeping changes to the Rating System that could include creating different approaches for different community types, regional focus credits, or other changes to the structure, framework and design
- Considered every 5-years; includes an opportunity for public comment
- Changes released as a new version (Version X.0) or as a new product

## **History of STAR Community Rating System Versions:**

- Version 1.0 release: October 2012
- Version 1.1 release: January 2014
- Version 1.2 release: March 2015
- Version 2.0 release: October 2016

## **Relationship of this Document to the Technical Guide**

This document, the STAR Community Rating System, is freely available for download and public use, subject to copyright limitations.

The Technical Guide to the STAR Community Rating System is available for purchase from [www.STARcommunities.org](http://www.STARcommunities.org). The Technical Guide provides clear instructions, data sources, and submittal requirements for local governments and their partners as they prepare for, collect, and then report data and information in order to receive a STAR Community Rating. The Technical Guide also includes examples of communities leading the way in each Objective and additional resources for users.



## GOAL AREA: Built Environment

*Achieve livability, choice, and access for all where people live, work, and play*

### Introduction

The 7 Objectives in the Built Environment Goal Area evaluate community development patterns, livability, and design characteristics, with emphasis on access and choice for all residents regardless of income. BE-3: Compact & Complete Communities promotes pedestrian-scaled, mixed-use development in high-density areas that support public transit. BE-4: Housing Affordability measures location efficiency through the combined costs of housing and transportation and encourages affordable housing in areas where transportation costs are already low due to public transit accessibility. BE-7: Transportation Choices provides the direct measure of transportation alternatives, affordability, safety, and Vehicle Miles Traveled.

The Built Environment Goal Area addresses other types of infrastructure, such as the provision of clean drinking water, wastewater, and stormwater in BE-2: Community Water Systems. BE-5: Infill & Redevelopment analyzes redevelopment and the condition of public infrastructure to encourage efficient use and reuse of land. BE-6: Public Parkland promotes accessibility to abundant, well-designed parks and greenways. Finally, BE-1: Ambient Noise & Light encourages reducing excessive noise and light trespass that adversely impact residents and local wildlife and protecting views of the night sky.

Objective Number	Objective Title and Purpose	Available Points
<b>BE-1</b>	<b>Ambient Noise &amp; Light:</b> <i>Minimize and manage ambient noise and light levels to protect public health and the integrity of ecological systems</i>	<b>10</b>
<b>BE-2</b>	<b>Community Water Systems:</b> <i>Provide a clean and secure water supply for all local users through the management of potable water, wastewater, stormwater, and other piped infrastructure</i>	<b>15</b>
<b>BE-3</b>	<b>Compact &amp; Complete Communities:</b> <i>Concentrate development in compact, human-scaled, walkable centers and neighborhoods that connect to public transit, offer diverse uses and services, and provide housing options for families of all income levels</i>	<b>20</b>
<b>BE-4</b>	<b>Housing Affordability:</b> <i>Construct, preserve, and maintain an adequate and diverse supply of location-efficient and affordable housing options for all residents</i>	<b>15</b>
<b>BE-5</b>	<b>Infill &amp; Redevelopment:</b> <i>Focus growth and redevelopment in infill areas to reduce sprawl and ensure existing infrastructure that supports the community is in satisfactory working condition</i>	<b>10</b>
<b>BE-6</b>	<b>Public Parkland:</b> <i>Create a system of well-used and enjoyable public parkland that feature equitable, convenient access for residents throughout the community</i>	<b>15</b>
<b>BE-7</b>	<b>Transportation Choices:</b> <i>Promote diverse transportation modes, including walking, biking, and public transit, that are safe, low-cost, and reduce vehicle miles traveled</i>	<b>15</b>
<b>Total Points Available:</b>		<b>100</b>





# BUILT ENVIRONMENT

## BE-1: Ambient Noise & Light

10 available points

### PURPOSE

Minimize and manage ambient noise and light levels to protect public health and the integrity of ecological systems

### EVALUATION MEASURES

#### Community Level Outcomes

100% of points available through Outcomes

##### Preliminary Step:

Part 1: Identify local ambient noise target areas based upon a local assessment

--AND--

Part 2: Identify local ambient light target areas based upon a local assessment

*The Preliminary Step is required only if the community is applying for credit in the Community Level Outcomes. If the community is applying for credit through Local Actions only, the Preliminary Step need not be completed.*

##### Outcome 1: Noise

3.4 Points

Part 1: Demonstrate that daytime ambient noise levels do not exceed 60 dBa in target residential areas

--AND--

Part 2: Show progress toward locally identified ambient noise targets in commercial and natural areas

[Partial credit available]

##### Outcome 2: Light in the Community

3.3 Points

Show progress toward locally identified ambient light targets for light glare and/or light trespass

[Partial credit available]

##### Outcome 3: Light in the Night Sky

3.3 Points

Option A: Achieve a sky glow at or below 4 in the Bortle Dark-Sky Scale where the Milky Way is still visible in residential areas, or a Sky Quality Meter reading of 21.2 or greater [Partial credit available]

--OR--

Option B: Achieve certification as an International Dark Sky Community [Partial credit applies]



### Local Actions

70% of points available through Actions

#### Action 1:

Policy and Code Adjustment

Adopt a community noise policy, ordinance, or regulations based upon a local assessment

#### Action 2:

Policy and Code Adjustment

Adopt a community light policy, ordinance, or regulations based upon a local assessment

#### Action 3:

Education and Outreach

Educate the public about standards, effects of excessive exposure, and mitigation techniques for ambient noise or ambient light

#### Action 4:

Partnerships and Collaboration

Create partnerships to address sources of noise and/or light pollution not subject to the local authority

#### Action 5:

Practice Improvements

Develop a database of noise complaints and noise measurements (e.g. roads, industrial, outdoor music venues)

#### Action 6:

Practice Improvements

Develop a database of light issues and neighborhoods targeted for improvements

#### Action 7:

Enforcement and Incentives

Establish clear lines of authority for the enforcement of nuisance noise violations relative to different noise sources



## **BUILT ENVIRONMENT**

### **BE- I: Ambient Noise & Light**

---

#### **Action 8:**

Enforcement and Incentives

Enforce noise standards during the permitting, design, and construction of new large-scale developments that can significantly increase ambient noise levels

#### **Action 9:**

Enforcement and Incentives

Enforce light standards during the permitting, design, and construction of new large-scale developments that can significantly increase ambient light levels

#### **Action 10:**

Programs and Services

Establish programs that eliminate existing sources of light pollution coming from streetlights, parking facilities, and signage



# BUILT ENVIRONMENT

## BE-2: Community Water Systems

15 available points

### PURPOSE

Provide a clean and secure water supply for all local users through the management of potable water, wastewater, stormwater, and other piped infrastructure

### EVALUATION MEASURES

#### Community Level Outcomes

100% of points available through Outcomes

##### Outcome 1: Drinking Water Quality

3.75 Points

Demonstrate that the community is not in violation of EPA's drinking water rules for chemical and microbial contaminants in water pipes and turbidity

Bonus: Jurisdiction or water provider participates in water quality research on contaminants of emerging concern

##### Outcome 2: Water Footprint

3.75 Points

Option A: Demonstrate that the ratio of water withdrawals for human use to the total renewable water resources is less than 0.2

--OR--

Option B: Demonstrate that the ratio of water withdrawals for human use to the total renewable, stored, and allocated water resources is less than 0.2 [Partial credit applies]

##### Outcome 3: Safe Wastewater Management

3.75 Points

Demonstrate that all NPDES permit holders, including publicly owned treatment works (POTWs), are in compliance with Clean Water Act effluent and reporting guidelines

##### Outcome 4: Safe Stormwater Management

3.75 Points

Comply with all NPDES permit requirements for MS4s, construction activities, and regulated industrial activities



### **Local Actions**

70% of points available through Actions

#### **Action 1:**

Plan Development

Adopt a jurisdiction-wide management plan for drinking water supply, wastewater, and stormwater

#### **Action 2:**

Policy and Code Adjustment

Adopt policies to ensure that the jurisdiction has the authority to enact water conservation measures during periods of drought

#### **Action 3:**

Policy and Code Adjustment

Establish protocols in the case of insufficient clean water supply to meet the needs of low-income and other vulnerable populations

#### **Action 4:**

Partnerships and Collaboration

Collaborate with a regional water management group that includes other jurisdictions that share the same water sources

#### **Action 5:**

Practice Improvements

Establish water quality monitoring and public reporting systems

#### **Action 6:**

Enforcement and Incentives

Shift towards a full-cost pricing system to ensure that users are paying for the true cost of water

#### **Action 7:**

Programs and Services

Create programs to guarantee the provision of water to low-income residents



## **BUILT ENVIRONMENT**

### **BE-2: Community Water Systems**

---

#### **Action 8:**

Facility and Infrastructure Improvements

Manage and upgrade infrastructure to reduce leaks in the drinking water system, eliminate contaminants, and achieve other local conservation goals

#### **Action 9:**

Facility and Infrastructure Improvements

Implement at least 3 innovative water infrastructure and facility programs

#### **Action 10:**

Facility and Infrastructure Improvements

Upgrade and improve stormwater and wastewater treatment facilities to meet current and foreseeable needs

#### **Action 11:**

Facility and Infrastructure Improvements

Engage in restoring and maintaining projects for critical water bodies that provide drinking water for the jurisdiction



# BUILT ENVIRONMENT

## BE-3: Compact & Complete Communities

20 available points

### PURPOSE

Concentrate development in compact, human-scaled, walkable centers and neighborhoods that connect to public transit, offer diverse uses and services, and provide housing options for families of all income levels

### EVALUATION MEASURES

#### Community Level Outcomes

100% of points available through Outcomes

#### Preliminary Step:

Identify the Compact and Complete Centers (CCCs) that will be analyzed under this objective. The number of required CCCs is determined by population.

*The Preliminary Step is only required if the community is applying for credit in the Community Level Outcomes. If the community is applying for credit through Local Actions only, the Preliminary Step need not be completed.*

#### Outcome 1: Density, Destinations, and Transit

10 Points

Option A: Demonstrate that each CCC achieves thresholds related to residential density, non-residential density, diverse uses, and public transit availability [Partial credit available]

--OR--

Option B: Demonstrate that each CCC achieves a minimum score of 70 using the EPA's Smart Location Calculator

#### Outcome 2: Walkability

5 Points

Demonstrate that each CCC achieves the following thresholds:

- 90% of roadway length contains sidewalks on both sides or connection pathways
- 100% of crosswalks are ADA accessible
- 60% of block faces contain street trees at no more than 40 feet intervals
- 70% of roadway length are designed for a travel speed of no more than 25 mph
- Minimum intersection density of 300 intersections per square mile

[Partial credit available]



### Outcome 3: Design

5 Points

Demonstrate that each CCC achieves the following thresholds:

- 80% of buildings along primarily single-family residential blocks have front setbacks that are not more than 25 feet from the property line
- 80% of buildings along primarily commercial blocks have front setbacks that are not more than 10 feet from the property line
- 40% of primarily commercial blocks have ground floor street frontages free from blank walls and loading docks, and do not have structured or surface parking as the principal land use along the street

[Partial credit available]

### Local Actions

70% of points available through Actions

#### Action 1:

Plan Development

Demonstrate that the comprehensive plan supports compact, mixed-use development

#### Action 2:

Plan Development

Adopt a specific mobility or circulation plan for compact, mixed development

#### Action 3:

Inventory, Assessment, or Survey

Identify areas appropriate for compact, mixed-use development on the community's official future land use map

#### Action 4:

Policy and Code Adjustment

Adopt regulatory strategies that permit or incentivize increased residential and employment densities and diverse uses in transit-served areas and areas identified for compact, mixed-use development

#### Action 5:

Policy and Code Adjustment

Require build-to lines for commercial and residential structures in transit-served areas and areas identified for compact, mixed-use development





## **BUILT ENVIRONMENT**

### **BE-3: Compact & Complete Communities**

---

#### **Action 6:**

Policy and Code Adjustment

Adopt advanced parking strategies in transit-served areas and areas identified for compact, mixed-use development

#### **Action 7:**

Partnerships and Collaboration

Establish a design review board or similar appointed body that provides comments on the sustainability implications of proposed development projects



# BUILT ENVIRONMENT

## BE-4: Housing Affordability

15 available points

### PURPOSE

Construct, preserve, and maintain an adequate and diverse supply of location-efficient and affordable housing options for all residents

### EVALUATION MEASURES

#### Community Level Outcomes

100% of points available through Outcomes

#### Outcome 1: Housing and Transportation Costs

7 Points

Part 1: Demonstrate that there are at least 80% of Census block groups where a household earning the Area Median Income (AMI) would spend less than 45% on housing and transportation combined [Partial credit available]

--AND--

Part 2: Demonstrate that there are at least 60% of Census block groups where a household earning 80% AMI would spend less than 45% on housing and transportation combined [Partial credit available]

#### Outcome 2: Affordable Housing Production

4 Points

Option A: Achieve targets for creation of new subsidized affordable housing identified in a locally adopted comprehensive housing strategy

--OR--

Option B: Demonstrate new affordable housing starts are being produced at a rate of 5% annually

#### Outcome 3: Affordable Rental Housing Preservation

4 Points

Option A: Demonstrate no loss of subsidized affordable housing units due to expiring subsidies in the past 3 years

--OR--

Option B: Demonstrate that any loss of subsidized affordable housing units is being replaced with new affordable housing production [Partial credit applies]



### Local Actions

70% of points available through Actions

#### Action 1:

Plan Development

Develop a comprehensive housing strategy

#### Action 2:

Inventory, Assessment, or Survey

Analyze public transit access and transportation costs for neighborhoods with housing affordable to low- and moderate-income households

#### Action 3:

Inventory, Assessment, or Survey

When new public transit or other major infrastructure investments are planned, analyze the likelihood and extent to which housing costs are anticipated to increase in adjacent low- and moderate-income neighborhoods so that appropriate strategies can be developed to preserve and create long-term affordable housing

#### Action 4:

Policy and Code Adjustment

Require, incentivize, or subsidize creation of subsidized affordable housing, including deeply subsidized or deeply affordable rental housing, in transit-served areas and areas identified for compact, mixed-use development

#### Action 5:

Partnerships and Collaboration

Collaborate with other jurisdictions to address affordable housing and location efficiency needs in the region

#### Action 6:

Partnerships and Collaboration

Partner with nonprofit organization(s) to provide education, counseling, and financial assistance to homebuyers or renters



### **Action 7:**

#### Programs and Services

Implement programs to preserve and maintain existing subsidized and unsubsidized affordable rental housing in transit-served areas, compact and mixed-use areas, and areas with rapidly-rising housing costs

### **Action 8:**

#### Enforcement and Incentives

Work with private employers to provide live-near-your-work or employer-assisted housing financial incentives



# BUILT ENVIRONMENT

## BE-5: Infill & Redevelopment

10 available points

### PURPOSE

Focus growth and redevelopment in infill areas to reduce sprawl and ensure existing infrastructure that supports the community is in satisfactory working condition

### EVALUATION MEASURES

#### Community Level Outcomes

70% of points available through Outcomes

##### Outcome 1: Infill Development

3.5 Points

Option A: Demonstrate at least 51% of new residential and non-residential development occurred in locally designated infill and redevelopment areas or on infill sites that were previously developed, brownfield, and/or greyfield sites [Partial credit available]

--OR--

Option B: Demonstrate an increased percentage of all new residential and non-residential development occurred in locally designated infill and redevelopment areas or on infill sites that were previously developed, brownfield, and/or greyfield sites [Partial credit applies]

##### Outcome 2: Existing Infrastructure

3.5 Points

Option A: Demonstrate at least 90% of existing public infrastructure is in good or better condition

--OR--

Option B: Demonstrate an increased percentage of existing public infrastructure is in good or better condition over time [Partial credit applies]

#### Local Actions

70% of points available through Actions

##### Action 1:

Inventory, Assessment, or Survey

Develop an inventory of infill, previously developed, brownfield, or greyfield sites of greatest priority and potential for development or redevelopment



### **Action 2:**

Inventory, Assessment, or Survey

Develop an inventory of existing public infrastructure assets, current infrastructure conditions, and priorities for maintenance or rehabilitation

### **Action 3:**

Policy and Code Adjustment

Adopt a policy commitment to limited or no expansion of physical jurisdiction boundaries or extension of urban services

### **Action 4:**

Policy and Code Adjustment

Use regulatory and design strategies to encourage compatible infill and redevelopment with a mix of housing types in neighborhoods close to employment centers, commercial areas, and where public transit or transportation alternatives exist

### **Action 5:**

Education and Outreach

Educate residents and community groups about the importance of infill and redevelopment, brownfield assessment findings, and design strategies for compatible neighborhood development

### **Action 6:**

Partnerships and Collaboration

Collaborate with state and federal authorities to advance brownfields cleanup efforts

### **Action 7:**

Programs and Services

Establish a program to provide information and assistance to owners, potential buyers, and developers regarding brownfield assessments, redevelopment strategies, and available resources

### **Action 8:**

Programs and Services

Support temporary, creative neighborhood uses for vacant properties and greyfields

### **Action 9:**

Enforcement and Incentives

Provide financial incentives to encourage infill and redevelopment



### **Action 10:**

#### Enforcement and Incentives

Perform proactive zoning enforcement and vacant lot cleanup or maintenance to improve the attractiveness of a redevelopment or blighted area and to deter crime

### **Action 11:**

#### Facility and Infrastructure Improvements

Target local infrastructure improvements to underserved and blighted areas to revitalize redevelopment and catalyze private investment



# BUILT ENVIRONMENT

## BE-6: Public Parkland

15 available points

### PURPOSE

Create a system of well-used and enjoyable public parkland that features equitable and convenient walkable access for residents throughout the community

### EVALUATION MEASURES

#### Community Level Outcomes

100% of points available through Outcomes

##### Preliminary Step:

Identify the population density and public parkland for evaluation in this objective

*The Preliminary Step is required only if the community is applying for credit in the Community Level Outcomes. If the community is applying for credit through Local Actions only, the Preliminary Step need not be completed.*

##### Outcome 1: Acreage

4.5 Points

Provide ample parkland based on population density as follows:

- High: 6.8 acres per 1,000 residents
- Intermediate-High: 7.3 acres per 1,000 residents
- Intermediate-Low: 13.5 acres per 1,000 residents
- Low: 20.3 acres per 1,000 residents

##### Outcome 2: Proximity

4.5 Points

Demonstrate that housing units are located within a 1/2-mile walk distance of public parkland based on population density as follows:

- High or Intermediate-High: 85% or greater
- Intermediate-Low or Low: 70% or greater

##### Outcome 3: Connectivity

4.5 Points

Demonstrate that 90% of households are located within 3 miles of off-road trail access [Partial credit available]





### Outcome 4: Use and Satisfaction

1.5 Points

- Option A: Demonstrate that 66% or more of surveyed residents visit a park at least once a year  
--OR--  
Option B: Demonstrate that 66% or more of surveyed residents respond favorably regarding the quality of the community's public park system

### Local Actions

70% of points available through Actions

#### Action 1:

Plan Development

Adopt a parks and/or open space plan that promotes a communitywide network of public spaces that provide recreational and transportation benefits while protecting natural, historic, and cultural resources

#### Action 2:

Inventory, Assessment, or Survey

Conduct a study regarding the economic impact of public parklands on the local economy to understand their contributions to community satisfaction and tourism

#### Action 3:

Policy and Code Adjustment

Adopt regulatory strategies or development incentives to create, maintain, and connect public parkland

#### Action 4:

Policy and Code Adjustment

Adopt site design guidelines for new public parklands and improvements to existing facilities to strengthen environmental benefits and provide visitor amenities

#### Action 5:

Partnerships and Collaboration

Participate in a local or regional alliance working to improve and expand the communitywide or regional park system



#### **Action 6:**

##### Partnerships and Collaboration

Create an advisory board to regularly receive feedback from residents and organizations regarding planning, decision-making, and other issues affecting the quality and availability of public parklands

#### **Action 7:**

##### Programs and Services

Host or partner with a volunteer program to support public parkland maintenance

#### **Action 8:**

##### Programs and Services

Provide assistance for low-income users to access and use public parklands and programming through subsidy, scholarships, and discounts

#### **Action 9:**

##### Programs and Services

Host programs and events in public parkland that bring the community together and encourage physical activity

#### **Action 10:**

##### Facility and Infrastructure Improvements

Consistently invest sufficient capital and operational funding to create and maintain parklands



# BUILT ENVIRONMENT

## BE-7: Transportation Choices

15 available points

### PURPOSE

Promote diverse transportation modes, including walking, biking, and public transit, that are safe, low-cost, and reduce vehicle miles traveled

### EVALUATION MEASURES

#### Community Level Outcomes

100% of points available through Outcomes

##### Outcome 1: Mode Split

5 Points

Achieve the following thresholds for journey-to-work trips:

- Drive alone maximum: 60%
- Bike + Walk + Transit minimum: 25%
- Bike + Walk minimum: 5%

[Partial credit available]

##### Outcome 2: Transportation Affordability

5 Points

Show that the average total driving cost is 15% or less of the regional typical household income

##### Outcome 3: Transportation Safety

2.5 Points

Part 1: Demonstrate that pedestrian and bicyclist fatalities are making incremental progress towards zero fatalities by 2040 [Partial credit available]

--AND--

Part 2: Demonstrate that vehicular fatalities are making incremental progress towards zero fatalities by 2040 [Partial credit available]

##### Outcome 4: Vehicle Miles Traveled

2.5 Points

Demonstrate an annual decrease in vehicle miles traveled measured from a baseline year



### Local Actions

70% of points available through Actions

#### Action 1:

Plan Development

Adopt a bicycle and/or pedestrian master plan that prioritizes future projects to improve safety and access to non-motorized transportation and connections to public transit

#### Action 2:

Policy and Code Adjustment

Adopt a complete streets policy that addresses all users, applies to all projects with limited exceptions, and includes specific next steps for implementation

#### Action 3:

Policy and Code Adjustment

Subdivision and other development regulations require walkability standards that encourage walking and enhance safety

#### Action 4:

Practice Improvement

Conduct early development reviews of subdivisions and other developments that includes an analysis of destinations within ½ mile of project borders and multi-modal access routes

#### Action 5:

Practice Improvements

Offer local government employees incentives to commute by modes other than single-occupancy vehicles

#### Action 6:

Enforcement and Incentives

Implement at least 2 types of focused enforcement programs to ensure pedestrian, bicycle, and motorist safety

#### Action 7:

Facility and Infrastructure Improvements

Increase the percentage of households with access to public transit



#### **Action 8:**

Facility and Infrastructure Improvements

Increase the mileage of sidewalks, particularly on arterial or collector roads, that connect people with destinations

#### **Action 9:**

Facility and Infrastructure Improvements

Increase the mileage of striped or buffered bicycle lanes, cycle-tracks, parallel off-street paths and/or other dedicated facilities

#### **Action 10:**

Facility and Infrastructure Improvements

Establish or support a communitywide public bike share program

#### **Action 11:**

Facility and Infrastructure Improvements

Construct or retrofit transportation infrastructure to meet standards in the Americans with Disabilities Act (ADA)



# GOAL AREA: Climate & Energy

Reduce climate impacts through adaptation and mitigation efforts and increase resource efficiency

## Introduction

The 7 objectives in STAR's Climate & Energy Goal Area aim to reduce climate impacts and increase resource efficiency in order to create safer, healthier, and more resilient communities. CE-1: Climate Adaptation and CE-2: Greenhouse Gas Mitigation are critical to achieving reductions in harmful climate impacts and promoting resource savings through decreased energy, water, and materials use.

Most of the objectives in Climate & Energy focus on achieving incremental increases in resource efficiency. CE-4: Energy Efficiency and CE-5: Water Efficiency encourage communities to reduce energy use over time in buildings and water consumption per capita. CE-6: Local Government GHG & Resource Efficiency offers local governments an opportunity to describe how their internal efforts demonstrate their leadership in this Goal Area. CE-3: Greening the Energy Supply complements the other objectives in the Goal Area by addressing the alternative energy sources for the transportation and the community's electrical power supply.

Finally, through its ambitious waste reduction targets, CE-7: Waste Minimization rewards communities for efforts to reduce, reuse, and recycle materials.

Objective Number	Objective Title and Purpose	Available Points
CE-1	<b>Climate Adaptation:</b> Strengthen the resilience of communities to climate change impacts on built, natural, economic, health, and social systems	15
CE-2	<b>Greenhouse Gas Mitigation:</b> Achieve greenhouse gas emissions reductions throughout the community	15
CE-3	<b>Greening the Energy Supply:</b> Transition the local energy supply for both transportation and non-mobile sources toward the use of renewable, less carbon-intensive, and less toxic alternatives	15
CE-4	<b>Energy Efficiency:</b> Minimize energy use and demand in the residential, commercial, and industrial sectors as a means to increase energy efficiency in the community	15
CE-5	<b>Water Efficiency:</b> Minimize water use and demand as a means to conserve water in the community	10
CE-6	<b>Local Government GHG &amp; Resource Efficiency:</b> Lead by example by reducing local government greenhouse gas emissions and minimizing energy and water use in local government facilities and specified local infrastructure	15
CE-7	<b>Waste Minimization:</b> Reduce and reuse material waste produced in the community	15
<b>Total Points Available:</b>		<b>100</b>



### PURPOSE

Strengthen the resilience of communities to climate change impacts on built, natural, economic, health, and social systems

### EVALUATION MEASURES

#### Community Level Outcomes

70% of points available through Outcomes

##### Outcome 1: Climate Resilience

10.5 Points

Demonstrate a measurable reduction in vulnerability and/or increase in resiliency to 3 communitywide risks and 1 at-risk population group [Partial credit available]

#### Local Actions

70% of points available through Actions

##### Action 1:

Inventory, Assessment or Survey

Conduct a local climate risk and vulnerability assessment

##### Action 2:

Plan Development

Adopt a local plan that incorporates potential climate change impact scenarios and identifies specific actions to reduce risk and exposure from identified hazards

##### Action 3:

Policy and Code Adjustment

Adopt building codes or land use ordinances that address specific climate impacts in the community

##### Action 4:

Practice Improvements

Demonstrate that internal decisions by local government departments use the most current climate science and that staff monitor climate change impacts



### **Action 5:**

#### Partnerships and Collaboration

Develop an interdisciplinary committee for the purpose of understanding and addressing climate vulnerabilities

### **Action 6:**

#### Education and Outreach

Create an education and outreach campaign to engage residents, businesses, and local government staff in climate change vulnerability reduction efforts

### **Action 7:**

#### Programs and Services

Create or enhance programs and services that specifically address the community's greatest climate threats

### **Action 8:**

#### Practice Improvements

Develop metrics for measuring the success of adaptation actions to prepare for a changing climate

### **Action 9:**

#### Enforcement and Incentives

Enforce regulations or offer incentives to encourage residents and businesses to shift behaviors to prepare for future climate change impacts

### **Action 10:**

#### Facility and Infrastructure Improvements

Improve facilities and infrastructure throughout the community to be better prepared for climate change threats





### PURPOSE

Achieve greenhouse gas emissions reductions throughout the community

### EVALUATION MEASURES

#### Community Level Outcomes

100% of points available through Outcomes

#### Outcome 1: Communitywide Greenhouse Gas Emissions

15 Points

Demonstrate incremental progress towards achieving a 28% reduction by 2025 and/or an 80% reduction by 2050 in communitywide greenhouse gas (GHG) emissions [Partial credit available]

#### Local Actions

70% of points available through Actions

##### Action 1:

Inventory, Assessment or Survey

Conduct a communitywide GHG Inventory at least every 5 years

##### Action 2:

Plan Development

Adopt a climate action plan designed to reduce GHG emissions throughout the jurisdiction

##### Action 3:

Policy and Code Adjustment

Establish a local communitywide GHG emissions target to be used as guidance for broader local government planning processes and decision-making

##### Action 4:

Education and Outreach

Create an education and outreach campaign to engage residents and businesses in GHG reduction efforts



**Action 5:**

Partnerships and Collaboration

Establish a climate change advisory group to engage diverse community stakeholders in identifying and implementing GHG reduction strategies

**Action 6:**

Practice Improvement

Analyze disproportionate and unintended consequences of mitigation activities and demonstrate activities that engage groups that are most likely to be negatively impacted

**Action 7:**

Enforcement and Incentives

Create incentives to improve opportunities for distributed generation of renewable energy sources

**Action 8:**

Programs and Services

Implement actions identified in a climate action plan that are intended to transition the community towards the use of alternatives modes of transportation and low-emissions vehicles

**Action 9:**

Programs and Services

Implement specific programs and services or create facility upgrades that reduce waste in the community



### PURPOSE

Transition the local energy supply for both transportation and non-mobile sources toward renewable, less carbon-intensive, and less toxic alternatives

### EVALUATION MEASURES

#### Community Level Outcomes

70% of points available through Outcomes

##### Outcome 1: Green Vehicle Infrastructure

5.25 Points

Option A: Demonstrate that the number of private and public electric vehicle stations meets or exceeds 1.07 per 10,000 residents

--OR--

Option B: Demonstrate that the number of private and public alternative fuel stations meets or exceeds 1.52 per 10,000 residents [Partial credit applies]

Bonus: Achieve a Drive Alone rate of 60% or less

##### Outcome 2: Electrical Energy Supply

5.25 Points

Option A: Demonstrate that the community's overall electric utility generating capacity includes a portion from renewable energy sources [Partial credit available]

--OR--

Option B: Demonstrate that the community's electric utility is in compliance with RPS requirements and document the portion from renewable energy sources [Partial credit available]

#### Local Actions

70% of points available through Actions

##### Action 1:

Plan Development

Adopt a communitywide plan that includes a comprehensive programmatic and policy approach to shift the community towards alternative fuels and renewable energy sources

##### Action 2:

Policy and Code Adjustment

Utilize community choice aggregation, community shared solar, or community wind to procure renewable energy supplies

**Action 3:**

Policy and Code Adjustment

Remove regulatory restrictions on the development of residential and small business renewable energy installations

**Action 4:**

Partnerships and Collaboration

Establish partnerships between fleet managers, alternative fuel suppliers, and consumers to elevate alternative fuel options within the community

**Action 5:**

Practice Improvements

Earn recognition as a solar-ready community

**Action 6:**

Enforcement and Incentives

Create incentive programs to support the development of renewable infrastructure

**Action 7:**

Enforcement and Incentives

Use financial mechanisms to increase the mix of renewable energy sources supplied to residents

**Action 8:**

Programs and Services

Provide a net-metering program that encourages the development of residential and small business renewable energy sources

**Action 9:**

Facility and Infrastructure Improvements

Install public-use alternative fueling stations

**Action 10:**

Facility and Infrastructure Improvements

Build the necessary distribution or storage infrastructure to support further investment in renewable energy sources



# CLIMATE & ENERGY

## CE-4: Energy Efficiency

15 available points

### PURPOSE

Minimize energy use and demand in the residential, commercial, and industrial sectors as a means to increase energy efficiency in the community

### EVALUATION MEASURES

#### Community Level Outcomes

70% of points available through Outcomes

##### Outcome 1: Energy Use

7.5 Points

Part 1: Demonstrate incremental progress towards achieving an 80% reduction by 2050 in energy used by community buildings or industrial processes

--OR--

Part 2: Demonstrate incremental progress towards achieving an 80% reduction by 2050 in energy use within specific residential, commercial, and industrial sectors

[Partial credit available]

##### Outcome 2: Heat Island Mitigation Distribution

3 Points

Option A: Demonstrate that 85% of the population lives within a reasonable distance from a heat island mitigation feature that provides 1 of the following functions:

- localized cooling through tree canopy cover, green roofs or green walls;
- white roofs or cool roofs; and/or
- light colored pavement or groundcover

--OR--

Option B: Demonstrate that the surface temperature of the community is no more than 5 degrees Fahrenheit higher than surrounding suburban or rural areas when measured on a summer and winter night

#### Local Actions

70% of points available through Actions

##### Action 1:

Plan Development

Adopt a strategic action plan to improve the energy efficiency of residential and commercial buildings and industrial processes in the community



**Action 2:**

Policy and Code Adjustment

Adopt or upgrade building codes to ensure that new and renovated buildings are more energy efficient

**Action 3:**

Policy and Code Adjustment

Adopt an energy use information disclosure ordinance requiring energy users to disclose consumption levels

**Action 4:**

Education and Outreach

Create an education and outreach campaign or challenge to engage residents in energy efficiency efforts

**Action 5:**

Partnerships and Collaboration

Establish a committee to provide recommendations on policies related to energy efficiency in buildings OR integrate this role into the work of existing committees

**Action 6:**

Partnerships and Collaboration

Partner with organizations to encourage the collection and reporting of energy use data from the commercial and industrial sectors

**Action 7:**

Programs and Services

Develop a heat island mitigation program

**Action 8:**

Enforcement and Incentives

Create incentives to encourage the new construction of energy efficient buildings

**Action 9:**

Enforcement and Incentives

Create incentives for businesses, lessors, homeowners, and renters to improve the energy efficiency of their existing buildings and homes



### **Action 10:**

Programs and Services

Create a local program to specifically help low-income households reduce energy-related burdens

### **Action 11:**

Programs and Services

Work with the local utilities to implement energy commissioning programs throughout the community



### PURPOSE

Minimize water use and demand as a means to conserve water in the community

### EVALUATION MEASURES

#### Community Level Outcomes

70% of points available through Outcomes

##### Outcome 1: Domestic Water Use Per Capita

7 Points

Option A: Demonstrate achievement of 10% reduction in community domestic water use per capita since 2010

--OR--

Option B: Reduce local domestic water use per capita at a rate of 2% per year from a 2010 baseline [Partial credit applies]

#### Local Actions

70% of points available through Actions

##### Action 1:

Plan Development

Adopt a communitywide water management plan to improve water efficiency and reductions by residential and commercial sectors

##### Action 2:

Policy and Code Adjustment

Adopt plumbing, building, and/or zoning codes that promote water efficient practices and products

##### Action 3:

Education and Outreach

Create a comprehensive education and outreach campaign to engage residents and businesses in water efficiency efforts





**Action 4:**

Partnerships and Collaboration

Establish a committee to provide recommendations on policies and programs related to water efficiency in buildings OR integrate this role into the work of existing committees

**Action 5:**

Practice Improvements

Work with the local utilities to increase smart meters for water use throughout the community

**Action 6:**

Practice Improvements

Train inspectors to enforce water efficiency standards in adopted plumbing, building, and zoning codes

**Action 7:**

Enforcement and Incentives

Create incentives to encourage the new construction of water efficient buildings and landscaping

**Action 8:**

Programs and Services

Develop and provide water conservation programs to residents and businesses in order to reduce domestic water usage



# CLIMATE & ENERGY

## CE-6: Local Government GHG & Resource Footprint

15 available points

### PURPOSE

Lead by example by reducing local government greenhouse gas emissions and minimizing energy and water use in local government facilities and specified local infrastructure

### EVALUATION MEASURES

#### Community Level Outcomes

100% of points available through Outcomes

##### Outcome 1: Local Government Greenhouse Gas Emissions

7 Points

Demonstrate incremental progress towards achieving a 28% reduction by 2025 and/or an 80% reduction by 2050 in local government greenhouse gas (GHG) emissions [Partial credit available]

##### Outcome 2: Local Government Energy Efficiency

3.5 Points

Part 1: Demonstrate local government building stock energy use intensity is below the regional aggregated energy use intensity per building type [Partial credit available]

--AND--

Part 2: Demonstrate a 10% decrease in local government-owned public infrastructure energy use [Partial credit available]

##### Outcome 3: Local Government Water Conservation

3.5 Points

Demonstrate a 10% decrease in local government-owned public infrastructure water use [Partial credit available]

#### Local Actions

70% of points available through Actions

##### Action 1:

Inventory, Assessment or Survey

Conduct a local government Greenhouse Gas Inventory at least every 5 years

##### Action 2:

Inventory, Assessment or Survey

Benchmark local government building and infrastructure energy use annually



### **Action 3:**

Inventory, Assessment or Survey

Establish a water use baseline for local government facilities and infrastructure and conduct a regular review of water use data against the baseline

### **Action 4:**

Plan Development

Develop a local government sustainability action plan that includes strategies related to greenhouse gas emission mitigation, energy efficiency, and water conservation

### **Action 5:**

Policy and Code Adjustment

Create a policy to ensure that the local government's energy supplies increasingly come from renewable sources

### **Action 6:**

Policy and Code Adjustment

Adopt alternative fuel guidelines and/or targets for locally owned facilities and vehicles

### **Action 7:**

Practice Improvements

Require that public infrastructure and facility managers consider energy and water consumption implications for new or upgraded infrastructure investments

### **Action 8:**

Practice Improvements

Publish local government energy benchmarking reports at least every 3 years or maintain a web-based interface that provides local government energy data to the public

### **Action 9:**

Practice Improvements

Develop or financially support infrastructure operators' participation in training programs on energy and water efficiency techniques



### **Action 10:**

#### Facility and Infrastructure Improvements

Make retrofits and upgrades to local government buildings and/or infrastructure systems that will increase energy and water efficiency

### **Action 11:**

#### Facility and Infrastructure Improvements

Increase sub-metering from specific infrastructure systems to collect better information on energy and water use



### PURPOSE

Reduce and reuse material waste produced in the community

### EVALUATION MEASURES

#### Community Level Outcomes

70% of points available through Outcomes

##### Outcome 1: Total Solid Waste

6.5 Points

Demonstrate incremental progress towards achieving a 100% reduction by 2050 in total solid waste generated within the jurisdiction that is disposed of via landfill, waste-to-energy facility, or incinerator [Partial credit available]

##### Outcome 2: Recycling Rate

4 Points

Achieve a solid waste recycling rate of 40% or greater

#### Local Actions

70% of points available through Actions

##### Action 1:

Plan Development

Adopt a waste management plan

##### Action 2:

Policy and Code Adjustment

Adopt specific product bans that will significantly advance progress towards waste reduction goals

##### Action 3:

Education and Outreach

Create a public education campaign or a focused outreach effort to inform residents and businesses of their roles in achieving waste reduction targets



### **Action 4:**

#### Partnerships and Collaboration

Develop or participate in a regional coalition that enhances the community's ability to address waste management targets

### **Action 5:**

#### Enforcement and Incentives

Implement communitywide incentives or enforce regulations ensuring that residents and businesses are working toward community waste reductions targets

### **Action 6:**

#### Programs and Services

Provide services to enable residents and businesses to recycle and reduce their waste footprint

### **Action 7:**

#### Programs and Services

Collaboratively create and run at least 3 targeted recycling programs at key locations throughout the community

### **Action 8:**

#### Programs and Services

Operate at least 3 specific waste management programs for critical waste stream types found in the community, such as: organic waste, hazardous waste, electronic waste, and construction and demolition waste

### **Action 9:**

#### Facility and Infrastructure Improvements

Create a Materials Recovery Facility for the community or demonstrate that community waste is diverted to a regional Materials Recovery Facility



# GOAL AREA: Economy & Jobs

Create equitably shared prosperity and access to quality jobs

## Introduction

The 6 objectives of STAR's Economy & Jobs Goal Area work together to promote equitably shared prosperity and access to quality jobs. EJ-1: Business Retention & Development and EJ-3: Local Economy both focus on supporting existing businesses within the community to retain workers and drive expansion to create a self-reliant local economy. Economic development efforts should consider not only the number of businesses, but the mix of businesses that suit the community and respond to its needs.

Recognizing that a robust local economy also needs to attract and incubate new businesses, EJ-5: Targeted Industry Development and EJ-2: Green Market Development seek to focus industry clusters and promote emerging green industries that protect the environment while strengthening and diversifying the local economy.

EJ-4: Quality Jobs & Living Wages evaluates workers' quality of life through increased household income and living wages, while EJ-6: Workforce Readiness recognizes the importance of a skilled workforce to fulfill local business needs and take advantage of available job opportunities.

Objective Number	Objective Title and Purpose	Available Points
EJ-1	<b>Business Retention &amp; Development:</b> Foster equitable economic prosperity and stability by retaining and expanding businesses in all neighborhoods with support from the business community	20
EJ-2	<b>Green Market Development:</b> Increase overall market demand for products and services that protect the environment	15
EJ-3	<b>Local Economy:</b> Create an increasingly self-reliant community through a robust local economy that strongly supports small independent businesses	15
EJ-4	<b>Quality Jobs &amp; Living Wages:</b> Expand job opportunities that support upward economic mobility, offer supportive workplace policies, and pay living wages so that all working people and their families can afford basic necessities without governmental assistance	20
EJ-5	<b>Targeted Industry Development:</b> Increase local competitiveness by strengthening clusters of businesses, suppliers, and associated institutions	15
EJ-6	<b>Workforce Readiness:</b> Prepare the workforce for successful employment through increasing attainment of post-secondary education and improving outcomes of workforce development programs	15
<b>Total Points Available:</b>		<b>100</b>



# ECONOMY & JOBS

## EJ- I: Business Retention & Development

20 available points

### PURPOSE

Foster equitable economic prosperity and stability by retaining and expanding businesses in all neighborhoods with support from the business community

### EVALUATION MEASURES

#### Community Level Outcomes

100% of points available through Outcomes

##### Outcome 1: Businesses

7.5 Points

Demonstrate an increased number of business establishments in the jurisdiction over time

##### Outcome 2: Employment

7.5 Points

Part 1: Demonstrate the percentage change between the jurisdiction's employment rate and the national rate is 10% or better [Partial credit available]

--AND--

Part 2: Demonstrate the percentage change between the jurisdiction's unemployment rate and the national rate is 10% or better [Partial credit available]

##### Outcome 3: Equitable Employment

5 Points

Part 1: Demonstrate the percentages of employed are proportional to the population in the labor force for each racial/ethnic group [Partial credit available]

--AND--

Part 2: Demonstrate unemployment rates are proportional to the population in the civilian labor force for each racial/ethnic group [Partial credit available]

#### Local Actions

70% of points available through Actions

##### Action 1:

Partnerships and Collaboration

Formally engage with the business community on a monthly or quarterly basis to improve economic conditions and address specific needs





### **Action 2:**

#### Partnerships and Collaboration

Appoint an advisory body to provide recommendations and represent the business community in local decision-making

### **Action 3:**

#### Partnerships and Collaboration

Engage in regional coordination with other governmental, public, private, and non-governmental entities to attract and retain businesses in the region

### **Action 4:**

#### Enforcement and Incentives

Utilize tax incentives to retain or expand businesses

### **Action 5:**

#### Enforcement and Incentives

Provide direct financial assistance to businesses

### **Action 6:**

#### Enforcement and Incentives

Support business development activities in special investment zones

### **Action 7:**

#### Programs and Services

Provide direct services and trainings tailored to the needs of the business community

### **Action 8:**

#### Programs and Services

Provide focused support, resources, and services to young entrepreneurial companies through business incubators



# ECONOMY & JOBS

## EJ-2: Green Market Development

15 available points

### PURPOSE

Increase overall market demand for products and services that protect the environment

### EVALUATION MEASURES

#### Community Level Outcomes

70% of points available through Outcomes

##### Outcome 1: Greenhouse Gas Intensity

3.5 Points

Demonstrate decreased greenhouse gas (GHG) intensity over time

##### Outcome 2: Green and Energy Certified Building Stock

3.5 Points

Part 1: Demonstrate that 5% or more of residential units are certified through comprehensive green building programs or energy programs

--AND--

Part 2: Demonstrate that 5% or more of commercial and industrial building stock is certified through comprehensive green building programs or energy programs

[Partial credit available]

##### Outcome 3: Green Power

3.5 Points

Option A: Achieve status as a Green Power Community

--OR--

Option B: Demonstrate that the local government, businesses, and residents collectively use green power in amounts that meet or exceed EPA's Green Power Community usage requirements

[Partial credit available]

#### Local Actions

70% of points available through Actions

##### Action 1:

Plan Development

Amend existing local economic plans and strategies to focus market demand for green jobs, technology, products and services



**Action 2:**

Policy and Code Adjustment

Adopt policies and regulations that increase overall market demand for green buildings and associated materials, renewable energy products and infrastructure, and recyclable products

**Action 3:**

Policy and Code Adjustment

Review and amend zoning regulations to remove barriers or provide flexibility for green businesses

**Action 4:**

Policy and Code Adjustment

Establish regulations or zoning that incentivize district-scale sustainability projects

**Action 5:**

Partnerships and Collaboration

Partner with other local governments, community groups, and private entities in the region to articulate an overarching sustainable economic development strategy and work collaboratively to increase demand for green products and services

**Action 6:**

Education and Outreach

Create educational materials to define the larger vision of economic sustainability as one that proactively fosters green businesses, green jobs, and green practices

**Action 7:**

Practice Improvements

Create environmentally preferable purchasing for local government procurement of safe, healthy, and environmentally responsible products

**Action 8:**

Programs and Services

Create programs that directly help businesses transition to new green practices

**Action 9:**

Programs and Services

Implement a green business promotion program



# ECONOMY & JOBS

## EJ-3: Local Economy

15 available points

### PURPOSE

Create an increasingly self-reliant community through a robust local economy that strongly supports small independent businesses

### EVALUATION MEASURES

#### Community Level Outcomes

100% of points available through Outcomes

##### Outcome 1: Community Self-Reliance

5 Points

Option A: Demonstrate that 50% of import sectors have increasing location quotients over the past 3 years

--OR--

Option B: Demonstrate that the percentage of import sectors with increasing location quotients has increased over the past 3 years [Partial credit applies]

##### Outcome 2: Local Financial Institution Deposits

5 Points

Increase the total funds deposited in locally owned and operated financial institutions over time

##### Outcome 3: Small Businesses

5 Points

Option A: Demonstrate there are at least 20 small businesses per 1,000 residents for cities

--OR--

Option B: Demonstrate there are at least 31 small businesses per 1,000 residents for counties [Partial credit available]

#### Local Actions

70% of points available through Actions

##### Action 1:

Inventory, Assessment, or Survey

Conduct an assessment of local economic conditions, including economic leakage and targeted sectors for future investment



**Action 2:**

Plan Development

Adopt an economic localization plan to increase local production for local consumption and export

**Action 3:**

Policy and Code Adjustment

Promote purchasing preferences for locally produced goods and services in the local government and anchor institutions

**Action 4:**

Education and Outreach

Create or support promotional campaigns to bank locally, buy locally, or buy from small and independent businesses and retailers

**Action 5:**

Enforcement and Incentives

Provide incentives to small businesses in the form of direct financial assistance or tax incentives

**Action 6:**

Enforcement and Incentives

Provide incentives for businesses that use materials produced within the region and sell their products within the region

**Action 7:**

Programs and Services

Provide support services to targeted sectors to strengthen local value chain infrastructure and develop market channels

**Action 8:**

Programs and Services

Connect entrepreneurs and business owners with lenders and investors to facilitate investment in the local economy

**Action 9:**

Programs and Services

Support import substitution strategies that positively impact key sectors of the local economy



# ECONOMY & JOBS

## EJ-4: Quality Jobs & Living Wages

20 available points

### PURPOSE

Expand job opportunities that support upward economic mobility, offer supportive workplace policies, and pay living wages so that all working people and their families can afford basic necessities without governmental assistance

### EVALUATION MEASURES

#### Community Level Outcomes

100% of points available through Outcomes

##### Outcome 1: Median Household Income

6.6 Points

Increase real median household income over time

##### Outcome 2: Living Wages

6.7 Points

Option A: Demonstrate that 80% of household incomes in the jurisdiction meet or exceed the living wage standard

--OR--

Option B: Demonstrate an increase in the percentage of household incomes in the jurisdiction that meet or exceed the living wage standard over time [Partial credit applies]

##### Outcome 3: Income Inequality

6.7 Points

Demonstrate that income inequality in the region and locally is decreasing over time

#### Local Actions

70% of points available through Actions

##### Action 1:

Policy and Code Adjustment

Enact a living wage policy that covers local government employees, contractors, and entities receiving financial incentives or assistance from the local government



**Action 2:**

Policy and Code Adjustment

Enact family-friendly workplace policies for all local government employees that include at least 3 of the following benefits: paid sick days, paid family leave, flexible scheduling, teleworking, job sharing, and easily available childcare

**Action 3:**

Policy and Code Adjustment

Require that local government contractors provide at least 2 of the following benefits to their employees: paid sick days, paid family leave, flexible scheduling, job sharing, and easily accessible childcare

**Action 4:**

Education and Outreach

Support living wage campaigns in the community

**Action 5:**

Education and Outreach

Support a Best Places to Work campaign to recognize local businesses that support employees and their families

**Action 6:**

Partnerships and Collaboration

Maintain collective bargaining relationships with public employee labor organizations that represent local government workers

**Action 7:**

Practice Improvements

Participate in and promote project labor agreements, community benefit agreements and local hiring agreements

**Action 8:**

Programs and Services

Provide training programs and assistance to local businesses to encourage them to provide family-friendly workplace policies and extended benefits



**Action 9:**

Programs and Services

Provide job training and assistance programs for employees and employers in professions or sectors where wages are below the living wage

**Action 10:**

Enforcement and Incentive

Enforce the living wage policy with a living wage officer or equivalent function





# ECONOMY & JOBS

## EJ-5: Targeted Industry Development

15 available points

### PURPOSE

Increase local competitiveness by strengthening clusters of businesses, suppliers, and associated institutions

### EVALUATION MEASURES

#### Community Level Outcomes

70% of points available through Outcomes

##### Preliminary Step:

Locally define 3 targeted industry sectors for evaluation

*The Preliminary Step is required if the community is applying for credit in the Community Level Outcomes or Local Actions 2 – 8.*

#### Outcome 1: Targeted Industry Businesses

5.25 Points

Increase the total number of new businesses in targeted industry sectors over time [Partial credit available]

#### Outcome 2: Targeted Industry Employment

5.25 Points

Increase total employment in targeted industry sectors over time [Partial credit available]

#### Local Actions

70% of points available through Actions

##### Action 1:

Inventory, Assessment, or Survey

Conduct a local economic analysis or participate in the development of a regional analysis of existing industry sectors to understand current needs and opportunities

##### Action 2:

Inventory Assessment, or Survey

Invest in market studies and research to support the continued growth and expansion of targeted industry sectors



#### **Action 3:**

##### Partnerships and Collaboration

Coordinate or support local and regional associations or formal networks of related businesses in the targeted industry sectors

#### **Action 4:**

##### Partnerships and Collaboration

Coordinate with universities, community colleges, the local workforce investment board, private firms and other community stakeholders to align research, workforce development, and resources to support targeted industry sectors

#### **Action 5:**

##### Education and Outreach

Educate residents about the economic impact of targeted industry sectors in the community

#### **Action 6:**

##### Enforcement and Incentives

Use tax incentives to attract, retain, or expand businesses in targeted industry sectors

#### **Action 7:**

##### Enforcement and Incentives

Provide direct financial assistance, such as local bonds, grants, or loans, to attract, retain, or expand businesses in targeted industry sectors

#### **Action 8:**

##### Programs and Services

Provide capacity building services and support for professionals in emerging and existing targeted industry sectors



# ECONOMY & JOBS

## EJ-6: Workforce Readiness

15 available points

### PURPOSE

Prepare the workforce for successful employment through increasing attainment of post-secondary education and improving outcomes of workforce development programs

### EVALUATION MEASURES

#### Community Level Outcomes

70% of points available through Outcomes

##### Outcome 1: Trained Workforce

3.5 Points

Demonstrate improvements in workforce training outcomes for participants over the past 3 years

##### Outcome 2: Workforce Mobility

3.5 Points

Option A: Demonstrate progress towards 60% post-secondary attainment by 2025 including high-quality credentials and associate, bachelor, and graduate/professional degrees [Partial credit available]

--OR--

Option B: Demonstrate progress towards 45% post-secondary attainment by 2025 including associate, bachelor, and graduate/professional degrees [Partial credit available]

##### Outcome 3: Equitable Workforce Mobility

3.5 Points

Demonstrate an increasing percentage of individuals within each racial, ethnic, and gender subgroup have obtained a high-quality post-secondary educational degree or credential over time [Partial credit applies]

#### Local Actions

70% of points available through Actions

##### Action 1:

Plan Development

Adopt a workforce development plan or comprehensive strategy to educate, train, and prepare residents for local employment opportunities



**Action 2:**

Policy and Code Adjustment

Align local economic development policy strategies with workforce development programs

**Action 3:**

Policy and Code Adjustment

Require local government contractors and entities receiving financial incentives to prioritize hiring local residents

**Action 4:**

Partnerships and Collaboration

Create a workforce development committee to align post-secondary education, workforce development training programs, and economic development strategies

**Action 5:**

Partnerships and Collaboration

Create data-sharing agreements between local governments, private sector employers, and educational entities to maximize the availability and use of data in economic and workforce development planning

**Action 6:**

Practice Improvements

Produce an annual report that tracks workforce readiness performance measures

**Action 7:**

Programs and Services

Provide support services and training tailored to the needs of the local workforce

**Action 8:**

Programs and Services

Support expansion of community college or other credential-granting programs to address the educational and training needs of the local workforce

**Action 9:**

Facility and Infrastructure Improvements

Invest in community college or other credential-granting program facilities and capital improvements to accommodate residents and members of the local workforce



# GOAL AREA: Education, Arts & Community

*Empower vibrant, educated, connected, and diverse communities*

## Introduction

The 6 Objectives of STAR's Education, Arts & Community Goal Area promote an educated, cohesive, and socially connected community. EAC-3: Educational Opportunity & Attainment evaluates achievement and equitable access to a quality education so that all students may realize their full potential. EAC-1: Arts & Culture and EAC-5: Social & Cultural Diversity respect and celebrate the contributions that the arts and diversity bring to vibrant neighborhoods and communities.

Recognizing the importance of social connections within the community, EAC-4: Historic Preservation seeks to preserve the historical buildings and cultural resources that link the community to its past, while EAC-2: Community Cohesion encourages positive social interaction amongst neighbors. EAC-6: Aging in the Community addresses many issues of intergenerational importance, but focuses on enhancing quality of life as people age.

Objective Number	Objective Title and Purpose	Available Points
<b>EAC-1</b>	<b>Arts &amp; Culture:</b> <i>Provide a broad range of arts and cultural resources and activities that encourage community member participation, creative self-expression, and community revitalization</i>	<b>15</b>
<b>EAC-2</b>	<b>Community Cohesion:</b> <i>Promote socially cohesive neighborhoods where residents are connected, have a sense of place, and feel committed to their community</i>	<b>20</b>
<b>EAC-3</b>	<b>Educational Opportunity &amp; Attainment:</b> <i>Achieve equitable attainment of a quality education for individuals from birth to adulthood</i>	<b>20</b>
<b>EAC-4</b>	<b>Historic Preservation:</b> <i>Preserve and reuse historic structures and sites to retain local, regional, and national history and heritage, and reinforce community character</i>	<b>15</b>
<b>EAC-5</b>	<b>Social &amp; Cultural Diversity:</b> <i>Celebrate, respect, and represent the diverse social and cultural backgrounds of the community and its members</i>	<b>15</b>
<b>EAC-6</b>	<b>Aging in the Community:</b> <i>Encourage active aging by optimizing opportunities for health, participation, and security in order to enhance quality of life as people age</i>	<b>15</b>
<b>Total Points Available:</b>		<b>100</b>



# EDUCATION, ARTS & COMMUNITY

## EAC- I: Arts & Culture

15 available points

### PURPOSE

Provide a broad range of arts and cultural resources and activities that encourage community member participation, creative self-expression, and community revitalization

### EVALUATION MEASURES

#### Community Level Outcomes

100% of points available through Outcomes

##### Outcome 1: Creative Industries

7.5 Points

Option A: Demonstrate that creative industries represent at least a 5% share of all businesses in the county according to the Local Arts Index

--OR--

Option B: Demonstrate that creative industries represent at least a 5% share of all businesses in the jurisdiction according to locally collected data

##### Outcome 2: Attendance and Participation

7.5 Points

Part 1: Demonstrate that at least 30% of adult residents in the county or city attend a live performing arts event annually

--AND--

Part 2: Demonstrate that at least 20% of adult residents in the county or city visit an art museum annually

[Partial credit available]

#### Local Actions

70% of points available through Actions

##### Action 1:

Plan Development

Adopt a strategic plan to protect, enhance, and expand the community's arts and cultural resources and strengthen creative industries



### **Action 2:**

#### Policy and Code Adjustment

Adopt a percent-for-art ordinance requiring a percentage of the cost of new major development projects, public works projects, or capital improvement projects go to public art

### **Action 3:**

#### Enforcement and Incentives

Establish enterprise zones, arts or cultural districts, or overlay zoning that encourages businesses in the creative industries to cluster together and integrate with surrounding neighborhoods

### **Action 4:**

#### Partnerships and Collaboration

Collaborate with private, nonprofit, or regional organizations to increase access to and participation in the arts

### **Action 5:**

#### Practice Improvements

Track participation and attendance at major community arts and cultural events, performances, festivals, and programs

### **Action 6:**

#### Programs and Services

Provide financial or logistical support to local arts programs or cultural tourism

### **Action 7:**

#### Programs and Services

Hire local artists to create artwork, sculptures, or perform in public spaces

### **Action 8:**

#### Programs and Services

Require classes that advance arts education within the core curriculum in all public elementary and middle schools (K-8) AND provide special annual programming that brings artists into schools or brings students to art venues



### **Action 9:**

#### Programs and Services

Provide entrepreneurial and workforce development training programs that serve artists, writers, designers, and other creative industries professionals

### **Action 10:**

#### Facility and Infrastructure Improvements

Ensure that major arts and cultural facilities owned and operated by the local government AND at least half of all other major arts venues are fully accessible to people with disabilities

### **Action 11:**

#### Facility and Infrastructure Improvements

Protect and maintain local public artworks and cultural resources for future generations





### PURPOSE

Promote socially cohesive neighborhoods where residents are connected, have a sense of place, and feel committed to their community

### EVALUATION MEASURES

#### Community Level Outcomes

70% of points available through Outcomes

#### Outcome 1: Accessibility of Community Venues and Facilities

7.2 Points

Demonstrate that at least 75% of residents live within 1 mile of a community venue that is open to the public and offers free services and/or events for residents

#### Outcome 2: Volunteerism

3.4 Points

Option A: Demonstrate that at least 30% of residents in large jurisdictions or 35% of residents in small or mid-sized jurisdictions volunteered in the past year

--OR--

Option B: Demonstrate an increase in the percentage of residents who volunteered over the past 3 years [Partial credit applies]

#### Outcome 3: Cohesion and Connectedness

3.4 Points

Option A: Demonstrate that at least 80% of residents report positive levels of neighborhood cohesion through community surveys

--OR--

Option B: Demonstrate an increased percentage of residents reporting positive levels of neighborhood cohesion through community surveys [Partial credit applies]

Bonus: Demonstrate that at least 80% of neighborhoods within the community meet the requirements of Option A, Option B, or a combination of both.



### Local Actions

70% of points available through Actions

#### **Action 1:**

Inventory, Assessment or Survey

Conduct a survey or evaluation to demonstrate existing levels of social capital and community cohesion throughout the community

#### **Action 2:**

Inventory, Assessment or Survey

Maintain a publicly accessible inventory of social networks and groups (e.g. block captains, civic organizations, trusted elders) organized by geography or neighborhood

#### **Action 3:**

Plan Development

Adopt neighborhood plans that guide future development, recommend strategies to create or preserve community venues, and address neighborhood-specific issues

#### **Action 4:**

Policy and Code Adjustment

Adopt zoning and development regulations that support or incentivize community-focused, place-oriented initiatives

#### **Action 5:**

Partnerships and Collaboration

Collaborate with neighborhood associations, civic groups, and local service providers to identify and address neighborhood-specific needs

#### **Action 6:**

Partnerships and Collaboration

Establish and support neighborhood advisory councils to build the social capital of neighborhoods and bring issues to the attention of the local government

#### **Action 7:**

Practice Improvements

Establish a department with staff assigned to work as liaisons with specific neighborhoods



## **EDUCATION, ARTS & COMMUNITY**

### **EAC-2: Community Cohesion**

---

#### **Action 8:**

##### Programs and Services

Ensure access to communication, funding, and organizational tools needed to foster cooperative networks in and between neighborhoods

#### **Action 9:**

##### Programs and Services

Provide direct funding and management of at least 2 types of community and neighborhood venues AND provide financial or logistical support for at least 2 types of publicly accessible neighborhood events, activities, and programming

#### **Action 10:**

##### Programs and Services

Provide programs that support the development of positive, strong youth leaders, particularly in low-income and/or minority neighborhoods

#### **Action 11:**

##### Programs and Services

Create a volunteer program for residents to assist the local government and community with special events, services, and operations



### PURPOSE

Achieve equitable attainment of a quality education for individuals from birth to adulthood

### EVALUATION MEASURES

#### Community Level Outcomes

100% of points available through Outcomes

##### Outcome 1: Reading Proficiency

5 Points

Option A: Demonstrate at least 85% of third grade public school students meet or exceed reading proficiency standards

--OR--

Option B: Demonstrate progress towards 85% of third grade public school students meeting or exceeding reading proficiency standards [Partial credit applies]

##### Outcome 2: Reading Proficiency Equity

5 Points

Increase, or maintain at 85% or above, the percentage of students meeting or exceeding third grade reading proficiency standards for all third grade students in the jurisdiction from each race/ethnicity, special education, English language learners, and low-income subgroup of students [Partial credit available]

##### Outcome 3: Graduation Rate

5 Points

Option A: Achieve a 90% average 4-year adjusted cohort high school graduation rate for all schools in the jurisdiction

--OR--

Option B: Demonstrate progress towards a 90% average 4-year adjusted cohort high school graduation rate for all schools in the jurisdiction in the past 3 years [Partial credit applies]

##### Outcome 4: Graduation Rate Equity

5 Points

Increase, or maintain at 90% or above, the average 4-year adjusted cohort high school graduation rate for all students in all public schools in the jurisdiction from each race/ethnicity, special education, English language learners, and low-income subgroup of students [Partial credit available]



### Local Actions

70% of points available through Actions

#### **Action 1:**

Partnerships and Collaboration

Engage local education authorities, teachers, families, and young people to advance collaborative decision-making and a community-driven framework for improving education

#### **Action 2:**

Partnerships and Collaboration

Strengthen opportunities for parental and community involvement in schools

#### **Action 3:**

Practice Improvements

Prepare an annual progress report for the public outlining the local school system's performance

#### **Action 4:**

Programs and Services

Provide local funding or other resources to support Head Start or other comprehensive early childhood development programs in the community

#### **Action 5:**

Programs and Services

Provide no-cost full-day kindergarten for low- and moderate-income students and students with special needs

#### **Action 6:**

Programs and Services

Program or support after-school activities, tutoring, and/or extended day programs for a majority of students who need additional academic assistance outside of the school day

#### **Action 7:**

Programs and Services

Program or support summer learning programs for a majority of students who need additional academic assistance and support outside of the school year



### **Action 8:**

Programs and Services

Offer multiple pathways to graduation as a way to improve educational outcomes for students

### **Action 9:**

Programs and Services

Implement career pathway initiatives



### PURPOSE

Preserve and reuse historic structures and sites to retain local, regional, and national history and heritage, and reinforce community character

### EVALUATION MEASURES

#### Community Level Outcomes

70% of points available through Outcomes

##### Outcome 1: Local Historic District(s)

4.2 Points

Designate at least 1 local historic district per 100,000 residents with specific design standards and a process for reviewing new projects

##### Outcome 2: Preserved Structures and Sites

4.2 Points

Increase over time the annual number of eligible structures, sites, and landscapes designated as local historic landmarks, added to local historic districts, and/or rehabilitated, restored, or converted through adaptive reuse

##### Outcome 3: Economic Impact

2.1 Points

Demonstrate that historic preservation efforts have had a positive, measurable impact on the local economy

#### Local Actions

70% of points available through Actions

##### Action 1:

Inventory, Assessment or Survey

Create an inventory of designated and eligible historic structures and sites in the community (Bonus: Inventory includes archeological resources)

##### Action 2:

Plan Development

Adopt a historic preservation plan that establishes community priorities for preservation



### **Action 3:**

#### Policy and Code Adjustment

Adopt a historic preservation ordinance that establishes procedures for designation of local historic districts and landmarks and authorizes establishment of a historic preservation commission

### **Action 4:**

#### Policy and Code Adjustment

Adopt land use, zoning, and design regulations that support and reinforce existing community character in older and historic neighborhoods and commercial areas, and promote development of sensitive, compatible infill

### **Action 5:**

#### Partnerships and Collaboration

Collaborate with local nonprofit or for-profit entities to support local events, recognition programs, and tourism efforts that celebrate and leverage the economic value of local historic resources

### **Action 6:**

#### Practice Improvements

Achieve Certified Local Government status, as recognized by the National Park Service

### **Action 7:**

#### Enforcement and Incentives

Establish a demolition by neglect ordinance

### **Action 8:**

#### Enforcement and Incentives

Provide incentives to encourage the rehabilitation and preservation of historic buildings, and reinvestment in older and historic neighborhoods and commercial areas

### **Action 9:**

#### Programs and Services

Provide local financial assistance to low- and moderate-income homeowners, residents, seniors, and/or businesses vulnerable to rising real estate values and maintenance costs associated with historic preservation





### PURPOSE

Celebrate, respect, and represent the diverse social and cultural backgrounds of the community and its members

### EVALUATION MEASURES

#### Community Level Outcomes

70% of points available through Outcomes

##### Outcome 1: Diverse Local Government Hiring

5.25 Points

Part 1: Demonstrate that hiring to local government leadership positions reflects the gender, racial, and ethnic diversity of the community [Partial credit available]

--AND--

Part 2: Demonstrate that hiring to local government staff positions reflects the gender, racial, and ethnic diversity of the community [Partial credit available]

##### Outcome 2: Social and Cultural Events

5.25 Points

Demonstrate that public events celebrating social and cultural diversity are held in the community

#### Local Actions

70% of points available through Actions

##### Action 1:

Inventory, Assessment or Survey

Conduct an assessment of the community's social and cultural diversity to inform local government actions and investments

##### Action 2:

Policy and Code Adjustment

Adopt guidelines that ensure diversity and inclusion in hiring practices



### **Action 3:**

#### Education and Outreach

Provide information about community issues, programs, services, and activities that is accessible to limited English proficiency residents

### **Action 4:**

#### Partnerships and Collaboration

Establish a formal committee to advise the local government on social and cultural issues

### **Action 5:**

#### Practice Improvements

Provide diversity or cultural competence training for local government staff

### **Action 6:**

#### Practice Improvements

Maintain an office within the jurisdiction responsible for ensuring diversity and inclusion in policies, programs, procedures, and service delivery

### **Action 7:**

#### Programs and Services

Host events and programs that recognize and celebrate the community's social and cultural diversity

### **Action 8:**

#### Programs and Services

Provide grants to community based organizations that facilitate diversity-related programs, activities, and events



### PURPOSE

Encourage active aging by optimizing opportunities for health, participation, and security in order to enhance quality of life as people age

### EVALUATION MEASURES

#### Community Level Outcomes

100% of points available through Outcomes

##### Outcome 1: Successful Aging

7.5 Points

Option A: Demonstrate that the community places in the top 25 percentile of the Best Cities for Successful Aging

--OR--

Option B: Achieve a Total Index Score of 60 or greater from the Livability Index

##### Outcome 2: Senior Satisfaction Survey

3.75 Points

Demonstrate that 70% or more of surveyed seniors view the community as meeting their needs

##### Outcome 3: Overcoming Challenges to Aging

3.75 Points

Demonstrate the following challenges to seniors living independently are less than the national values for:

- Responsibility for grandchildren;
- Disability;
- Unemployment;
- Food Stamp/SNAP benefits;
- 100% below the Poverty Level;
- Monthly owner housing costs 30 percent or more of household income; and
- Gross rent as a percentage of household income 30 percent or more.

[Partial credit available]



### Local Actions

70% of points available through Actions

#### **Action 1:**

Inventory, Assessment or Survey

Conduct a survey of aging community members to assess how well they feel that present and future needs are being met

#### **Action 2:**

Plan Development

Adopt an action-based plan to identify priority service needs and resources to address the current and future needs of older residents

#### **Action 3:**

Policy and Code Adjustment

Adopt senior-friendly building codes that increase accessibility features of residential, commercial, and public buildings

#### **Action 4:**

Policy and Code Adjustment

Adopt design standards, zoning or transportation policy overlays that account for a senior's perspective

#### **Action 5:**

Partnerships and Collaboration

Establish a Commission on Aging to oversee community outreach and data collection efforts

#### **Action 6:**

Practice Improvements

Allocate staff time to focus on planning and programming for a maturing population

#### **Action 7:**

Practice Improvements

Be an active member of the WHO Global Network of Age-friendly Cities and Communities



### **Action 8:**

Programs and Services

Provide mobility options that address the needs of seniors

### **Action 9:**

Programs and Services

Create programs that provide discounts specifically for low-income seniors on utilities, transit, and other essential services

### **Action 10:**

Programs and Services

Provide direct funding and management of community and neighborhood venues that provide services and programs specifically designed for seniors and caretakers

### **Action 11:**

Programs and Services

Provide training to local government staff in strategies for working with older adults, including those with limited mobility, dementia, and Alzheimer's disease.



# GOAL AREA: Equity & Empowerment

Ensure equity, inclusion, and access to opportunity for all residents

## Introduction

The 6 Objectives in STAR’s Equity & Empowerment Goal Area promote equity, inclusion, and access to opportunity and community resources for all community members. While equity and empowerment are also addressed in other Goal Areas and objectives, such as EAC-3, Outcome 3: Equitable Graduation Rate, this Goal Area delves deeper into key aspects of social equity.

EE-1: Civic Engagement measures process equity through voting, participation on local boards and committees, and community sense of empowerment. EE-2: Civil & Human Rights promotes the respect, protection, and fulfillment of civil and human rights by all members of the community.

EE-3: Environmental Justice addresses neighborhoods and populations overburdened by environmental pollution, which leads to disproportionate environmental, economic, and health impacts. EE-4: Equitable Services & Access evaluates the spatial distribution of foundational community assets, such as public schools, public transit, and healthful food, and rewards communities for reducing disparities in access.

Finally, objectives in the Equity & Empowerment Goal Area enable all residents to lead lives of dignity and address issues related to intergenerational inequity. EE-5: Human Services assures that the most vulnerable community members have timely access to necessary services, while EE-6: Poverty Prevention & Alleviation focuses on the ability of people living in poverty to obtain economic stability, and ensures the local government is working to alleviate the immediate effects of poverty.

Objective Number	Objective Title and Purpose	Available Points
EE-1	<b>Civic Engagement:</b> <i>Facilitate inclusive civic engagement through the empowerment of all community members to participate in local decision-making</i>	15
EE-2	<b>Civil &amp; Human Rights:</b> <i>Respect, protect, and fulfill the civil and human rights of all members of the community</i>	10
EE-3	<b>Environmental Justice:</b> <i>Ensure no neighborhoods or populations are overburdened by environmental pollution</i>	15
EE-4	<b>Equitable Services &amp; Access:</b> <i>Establish equitable spatial access to foundational community assets within and between neighborhoods and populations</i>	20
EE-5	<b>Human Services:</b> <i>Ensure that essential human services are readily available for the most vulnerable community members to ensure all residents receive supportive services when needed</i>	20
EE-6	<b>Poverty Prevention &amp; Alleviation:</b> <i>Alleviate the impacts of poverty, prevent people from falling into poverty, and proactively enable those who are living in poverty to obtain greater, lasting economic stability and security</i>	20
<b>Total Points Available:</b>		<b>100</b>



# EQUITY & EMPOWERMENT

## EE- I: Civic Engagement

15 available points

### PURPOSE

Facilitate inclusive civic engagement through the empowerment of all community members to participate in local decision-making

### EVALUATION MEASURES

#### Community Level Outcomes

70% of points available through Outcomes

##### Outcome 1: Voter Turnout Rate

4.2 Points

Part 1: Demonstrate at least a 65% voter turnout rate in local elections during presidential election years or at least 50% during non-presidential election years

--AND--

Part 2: Option A: Demonstrate at least a 65% voter turnout rate by the community's 3 lowest performing wards or districts in the most recent local election during presidential election years or at least 50% during non-presidential election years

--OR--

Part 2: Option B: Increase the voter turnout rates for the community's 3 lowest performing wards or districts in local elections over time [Partial credit available]

##### Outcome 2: Sense of Empowerment

3.2 Points

Option A: Demonstrate that 51% or more of residents believe they are able to have a positive impact on their community based on a local survey

--OR--

Option B: Increase over time the percentage of residents who believe they are able to have a positive impact on their community based on local surveys [Partial credit applies]

##### Outcome 3: Diverse Community Representation

3.2 Points

Option A: Demonstrate that appointments to local advisory boards and commissions reflect the gender, racial, and ethnic diversity of the community

--OR--

Option B: Demonstrate incremental progress in appointing local advisory boards and commission members that reflect the gender, racial, and ethnic diversity of the community [Partial credit applies]



### Local Actions

70% of points available through Actions

#### **Action 1:**

Inventory, Assessment, or Survey

Collect and maintain public engagement records including public meeting attendance and participation on formal boards and commissions

#### **Action 2:**

Policy and Code Adjustment

Adopt a policy to encourage diversity in local government appointments to advisory boards and commissions that includes requirements for tracking and reporting composition by gender, race, and ethnicity

#### **Action 3:**

Policy and Code Adjustment

Adopt inclusive public engagement guidelines for local government agencies and departments

#### **Action 4:**

Education and Outreach

Conduct adult education campaigns about the electoral process and voter participation targeted at geographic areas or populations with low voter participation

#### **Action 5:**

Partnerships and Collaboration

Partner with business, civic, nonprofit, and neighborhood organizations to increase and promote community engagement in local decision-making

#### **Action 6:**

Practice Improvements

Provide training on the adopted public engagement guidelines to local government agencies and departments

#### **Action 7:**

Practice Improvements

Establish regular, ongoing opportunities for elected officials and/or senior government staff to meet with residents to answer questions and listen to concerns





## EQUITY & EMPOWERMENT

### EE- I: Civic Engagement

---

#### **Action 8:**

Programs and Services

Provide young people with opportunities to participate in civic activities

#### **Action 9:**

Programs and Services

Provide civic education programs that support the development of positive, strong youth leaders, with a particular focus on engaging individuals from low-income and/or minority neighborhoods

#### **Action 10:**

Programs and Services

Provide capacity building and leadership programs to cultivate and support community leaders and groups



# EQUITY & EMPOWERMENT

## EE-2: Civil & Human Rights

10 available points

### PURPOSE

Respect, protect, and fulfill the civil and human rights of all members of the community

### EVALUATION MEASURES

#### Community Level Outcomes

70% of points available through Outcomes

##### Outcome 1: Resolution of Complaints

7 Points

Part 1: Demonstrate that all police-related civil and human rights complaints in the past 3 years have been investigated and violations redressed in a timely manner

--AND--

Part 2: Demonstrate that all non-police-related civil and human rights complaints in the past 3 years have been investigated and violations redressed in a timely manner

[Partial credit available]

#### Local Actions

70% of points available through Actions

##### Action 1:

Inventory, Assessment, or Survey

Collect, analyze, and publish data on racial or ethnic disparities in judicial and law enforcement activities to proactively promote the respect of all community members' civil and human rights

##### Action 2:

Policy and Code Adjustment

Adopt policies or amend the jurisdiction's charter to specifically protect the civil and human rights of all

##### Action 3:

Practice Improvements

Establish an office within the jurisdiction with the authority and capacity to investigate civil and human rights complaints



## **EQUITY & EMPOWERMENT**

### **EE-2: Civil & Human Rights**

---

#### **Action 4:**

##### Education and Outreach

Conduct local public education campaigns regarding civil and human rights, such as the process for filing complaints

#### **Action 5:**

##### Partnerships and Collaboration

Establish an independent civil and/or human rights commission to ensure equity and inclusion for all

#### **Action 6:**

##### Practice Improvements

Provide training for police officers focused on implicit bias, cultural responsiveness, and non-discrimination

#### **Action 7:**

##### Practice Improvements

Modify law enforcement operations to increase transparency and accountability in interactions between community members and law enforcement

#### **Action 8:**

##### Programs and Services

Operationalize the local government's civil and human rights policies in programs, services, and operations

#### **Action 9:**

##### Programs and Services

Provide language translation or interpretation services to ensure that residents have access to information about their civil and human rights and local government services



# EQUITY & EMPOWERMENT

## EE-3: Environmental Justice

15 available points

### PURPOSE

Ensure no neighborhoods or populations are overburdened by environmental pollution

### EVALUATION MEASURES

#### Community Level Outcomes

70% of points available through Outcomes

##### Preliminary Step:

Identify the community's priority environmental justice conditions and priority neighborhoods for evaluation in this objective

*The Preliminary Step is required only if the community is applying for credit in the Community Level Outcomes. If the community is applying for credit through Local Actions only, the Preliminary Step need not be completed.*

#### Outcome 1: Reduce Risk and Exposure

10.5 Points

Demonstrate progress in reducing the risks and exposure to priority environmental justice conditions for priority neighborhoods

#### Local Actions

70% of points available through Actions

##### Action 1:

Inventory, Assessment, or Survey

Conduct a comprehensive environmental justice assessment

##### Action 2:

Plan Development

Adopt an environmental justice or social equity plan that includes strategies to reduce negative impacts and burdens to low-income populations and persons of color

##### Action 3:

Partnerships and Collaboration

Create an Environmental Justice Collaborative Group (EJCG)



### **Action 4:**

#### Education and Outreach

Provide information and education to the public regarding environmental justice conditions and available programs and services to alleviate disproportionate impact

### **Action 5:**

#### Practice Improvements

Incorporate environmental justice criteria and priorities into zoning, land use planning, permitting policies, and development of new projects

### **Action 6:**

#### Practice Improvements

Create community benefit agreements (CBAs) for environmental justice site remediation projects and/or proposed development projects with environmental justice concerns

### **Action 7:**

#### Practice Improvements

Create an office or interdepartmental working committee within the local government to guide and support environmental justice activities

### **Action 8:**

#### Enforcement and Incentives

Monitor and enforce environmental regulations for existing facilities that impact prioritized environmental justice sites and overburden neighborhoods

### **Action 9:**

#### Facility and Infrastructure Improvements

Implement projects to reduce exposure to contaminants and risks associated with environmental justice conditions



# EQUITY & EMPOWERMENT

## EE-4: Equitable Services & Access

20 available points

### PURPOSE

Establish equitable spatial access to foundational community assets within and between neighborhoods and populations

### EVALUATION MEASURES

#### Community Level Outcomes

70% of points available through Outcomes

##### Preliminary Step:

Identify the community's priority foundational community assets and priority neighborhoods for evaluation

*The Preliminary Step is required only if the community is applying for credit in the Community Level Outcomes. If the community is applying for credit through Local Actions only, the Preliminary Step need not be completed.*

#### Outcome 1: Equitable Access and Proximity

14 Points

Demonstrate increased access and proximity to community facilities, services, and infrastructure in neighborhoods with the highest percentage of low-income residents and people of color  
[Partial credit available]

#### Local Actions

70% of points available through Actions

##### Action 1:

Inventory, Assessment, or Survey

Conduct a comprehensive equity assessment for the community

##### Action 2:

Plan Development

Adopt an equity plan that evaluates current conditions in the community and establishes targets to improve equitable access and proximity



## EQUITY & EMPOWERMENT

### EE-4: Equitable Services & Access

---

#### **Action 3:**

##### Policy and Code Adjustment

Adopt an equity or social justice policy that establishes a clear commitment to equity in local government decision-making, activities, and investments

#### **Action 4:**

##### Partnerships and Collaboration

Appoint an advisory board to provide oversight on equity in the distribution of programs and services and in future development and planning initiatives

#### **Action 5:**

##### Partnerships and Collaboration

Establish partnerships that engage key community groups and stakeholders in activities to advance equitable access and proximity to facilities, services, and infrastructure

#### **Action 6:**

##### Education and Outreach

Publicize efforts to improve equitable access and proximity to priority foundational community assets and opportunities to contribute to decision-making and planning

#### **Action 7:**

##### Practice Improvements

Maintain an office or interdepartmental working committee to ensure access, equity, and inclusion in programs and service delivery

#### **Action 8:**

##### Practice Improvements

Provide advanced equity, inclusion, or cultural disparity training for local government staff

#### **Action 9:**

##### Practice Improvements

Incorporate equity impact assessments into the development and evaluation of program and services

#### **Action 10:**

##### Programs and Services

Expand or modify the deployment of local programs and services to reduce disparities



## **EQUITY & EMPOWERMENT**

### **EE-4: Equitable Services & Access**

---

#### **Action II:**

##### Facility and Infrastructure Improvements

Construct new facilities and infrastructure in locations that reduce existing disparities





# EQUITY & EMPOWERMENT

## EE-5: Human Services

20 available points

### PURPOSE

Ensure that essential human services are readily available for the most vulnerable community members

### EVALUATION MEASURES

#### Community Level Outcomes

70% of points available through Outcomes

##### Outcome 1: Homelessness Services

7 Points

Demonstrate the homeless population within the community receives timely housing services or resources [Partial credit available]

##### Outcome 2: Mental Health & Substance Abuse Services

3.5 points

Option A: Demonstrate the timely provision of mental health and substance abuse treatment programs and services

--OR--

Option B: Demonstrate improvements in the timely provision of mental health and substance abuse treatment programs and services [Partial credit applies]

##### Outcome 3: Child and Adult/Elderly Abuse and Neglect Services

3.5 points

Demonstrate that all child and adult/elderly abuse and neglect complaints in the past 3 years have been investigated and redressed in a timely manner

#### Local Actions

70% of points available through Actions

##### Action 1:

Inventory, Assessment, or Survey

Conduct a community needs assessment to identify priority service needs and resources, including the needs of vulnerable populations



### **Action 2:**

#### Plan Development

Adopt a human services plan designed to guarantee that basic human needs are met in the community

### **Action 3:**

#### Partnerships and Collaboration

Establish an advisory committee that provides ongoing consultation to local government departments and agencies responsible for providing human services

### **Action 4:**

#### Education and Outreach

Establish and support programming and events that inform residents of available human services and connect vulnerable community members to available programs or services

### **Action 5:**

#### Practice Improvements

Implement information technology solutions to improve client support services and management

### **Action 6:**

#### Practice Improvements

Monitor and evaluate the quality, comprehensiveness, and effectiveness of provided human services

### **Action 7:**

#### Practice Improvements

Equip human services personnel with the skills and training needed to effectively improve the well-being of vulnerable populations

### **Action 8:**

#### Programs and Services

Support the provision of high quality human services in coordination with non-governmental service providers

### **Action 9:**

#### Facility and Infrastructure Improvements

Upgrade existing facilities or build new facilities to better provide needed human services



# EQUITY & EMPOWERMENT

## EE-6: Poverty Prevention & Alleviation

20 available points

### PURPOSE

Alleviate the impacts of poverty, prevent people from falling into poverty, and proactively enable those who are living in poverty to obtain greater, lasting economic stability and security

### EVALUATION MEASURES

#### Community Level Outcomes

100% of points available through Outcomes

##### Outcome 1: Poverty Reduction

12 Points

Demonstrate progress towards reducing the percentage of residents living below the poverty line by 50% by 2030 [Partial credit available]

##### Outcome 2: Equitable Poverty Reduction

8 Points

Demonstrate a decrease over time in the percentage of women, men, children, and additional subgroups of residents living below the poverty line [Partial credit available]

#### Local Actions

70% of points available through Actions

##### Action 1:

Plan Development

Adopt a communitywide plan to reduce poverty

##### Action 2:

Partnerships and Collaboration

Create a team of local government staff to work collaboratively and coordinate with non-governmental organizations to provide high-quality services and reduce poverty

##### Action 3:

Education and Outreach

Develop public education campaigns to inform residents about how to enroll in available service programs to help meet basic needs



## **EQUITY & EMPOWERMENT**

### **EE-6: Poverty Prevention & Alleviation**

---

#### **Action 4:**

Programs and Services

Establish or support programs that reduce the costs of basic needs for low-income households

#### **Action 5:**

Programs and Services

Implement supportive workplace programs for people living at or near the poverty line

#### **Action 6:**

Programs and Services

Connect low-income community members with workforce development programs to strengthen hard and soft work skills

#### **Action 7:**

Programs and Services

Provide child development programs for children living at or near the local poverty line

#### **Action 8:**

Programs and Services

Provide financial literacy, money management, and banking programs or services for low-income residents



# GOAL AREA: Health & Safety

Strengthen communities to be healthy, resilient and safe places for all residents and businesses

## Introduction

The 7 Objectives in STAR’s Health & Safety Goal Area recognize that the development of healthy, safe, and resilient communities requires proactive efforts to prevent disease, injury, and premature death by fortifying protective factors and reducing risk factors that undermine healthy outcomes.

Several objectives are closely focused on reducing obesity and preventing related illnesses like diabetes and heart disease. HS-1: Active Living encourages physical activity for adults and kids through community design and activities that promote walking, bicycling, and other forms of recreation. HS-4: Food Access & Nutrition measures the accessibility of fresh, healthful food and recognizes efforts to encourage healthy eating. HS-2: Community Health serves as the overall, composite measure of public health and integration of health considerations into local decision-making. HS-5: Health Systems addresses the structural and professional components of health care in the community, such as hospitals, clinics, and providers.

The remaining objectives address planning efforts to prevent and alleviate the impacts of hazardous events, emergency situations, violence, and crime. HS-6: Hazard Mitigation focuses on reducing vulnerability to existing community risk areas. HS-3: Emergency Management & Response evaluates the preparedness of emergency responders to efficiently and effectively respond to emergencies. HS-7: Safe Communities, seeks to reduce violence and crime through proven prevention strategies.

Objective Number	Objective Title and Purpose	Available Points
HS-1	<b>Active Living:</b> Enable adults and kids to maintain healthy, active lifestyles by integrating physical activity into their daily routines	15
HS-2	<b>Community Health:</b> Achieve positive health outcomes and minimize health risk factors associated with behaviors and poor indoor air quality in schools and homes	15
HS-3	<b>Emergency Management &amp; Response:</b> Reduce harm to humans and property by utilizing collaborative approaches to increase capability and capacity to respond to emergency incidents	15
HS-4	<b>Food Access &amp; Nutrition:</b> Ensure that adults and children of all income levels have physical and economic access to fresh and healthful food and have opportunities to learn about nutritious eating and food safety	15
HS-5	<b>Health Systems:</b> Provide high quality local health systems that are accessible and responsive to community needs	10
HS-6	<b>Hazard Mitigation:</b> Reduce or eliminate the long-term risk to life and property from existing hazard events through an on-going process that occurs before, during, and after disasters	15
HS-7	<b>Safe Communities:</b> Prevent and reduce crime and increase perceptions of safety through interagency collaboration and with residents as empowered partners	15
<b>Total Points Available:</b>		<b>100</b>



# HEALTH & SAFETY

## HS- I: Active Living

15 available points

### PURPOSE

Enable adults and kids to maintain healthy, active lifestyles by integrating physical activity into their daily routines

### EVALUATION MEASURES

#### Community Level Outcomes

70% of points available through Outcomes

##### Outcome 1: Active Adults

5.25 Points

Demonstrate 20% or less of adults aged 20+ report no leisure time physical activity within the past month [Partial credit available]

##### Outcome 2: Active Kids

5.25 Points

Option A: Increase the percentage of high school students that are physically active for 60 minutes per day on 5 or more days

--OR--

Option B: Increase the percentage of public schools that require some form of physical activity daily, such as physical education classes or recess [Partial credit applies]

#### Local Actions

70% of points available through Actions

##### Action 1:

Plan Development

Include a chapter, section, or plan element focused on active living or active transportation in the comprehensive plan or transportation plan

##### Action 2:

Policy and Code Adjustment

Require or incentivize bicycle and pedestrian amenities in new major development projects in high-density, mixed-use areas or near transit stations



### **Action 3:**

#### Policy and Code Adjustment

Create guidelines to encourage the incorporation of active building design features in new public, commercial, office, or multi-family residential buildings

### **Action 4:**

#### Policy and Code Adjustment

Establish school siting guidelines that give preferential considerations to locations that maximize the number of students who can walk or bicycle safely to school

### **Action 5:**

#### Partnerships and Collaboration

Create or designate a committee or board to advise the local government on issues related to active living in the community

### **Action 6:**

#### Practice Improvements

Achieve recognition as a Bicycle-Friendly Community or Walk-Friendly Community OR achieve an average community Walk Score or Bike Score of 70 or above

### **Action 7:**

#### Practice Improvements

Appoint a physical activity specialist within the local government to serve as a liaison between relevant local government departments or agencies, including the health department

### **Action 8:**

#### Programs and Services

Host or partner with community groups to support at least 3 annual programs that encourage active living for adults and kids

### **Action 9:**

#### Facility and Infrastructure Improvements

Implement a local enhancement program that systematically improves at least 3 bicycle and pedestrian amenities communitywide



**Action 10:**

Facility and Infrastructure Improvements

Provide at least 3 types of active recreation facilities that are available for community use, by population size

**Action 11:**

Facility and Infrastructure Improvements

Enable joint use of school-based recreation facilities during non-school hours





# HEALTH & SAFETY

## HS-2: Community Health

15 available points

### PURPOSE

Achieve positive health outcomes and minimize health risk factors associated with behaviors and poor indoor air quality in schools and homes

### EVALUATION MEASURES

#### Community Level Outcomes

100% of points available through Outcomes

##### Outcome 1: Health Outcomes

5 Points

Demonstrate that the county is a Top US Performer in regards to Length of Life and Quality of Life indicators [Partial credit available]

##### Outcome 2: Health Behaviors

5 Points

Demonstrate that the county is a Top US Performer in regards to key behaviors that impact health [Partial credit available]

##### Outcome 3: Indoor Air Quality (IAQ) in Schools

2.5 Points

Demonstrate that all IAQ problems in schools are resolved in a timely manner

##### Outcome 4: Indoor Air Quality (IAQ) Complaints to Enforcement Agency

2.5 Points

Decrease the number of tenant complaints regarding IAQ over time

#### Local Actions

70% of points available through Actions

##### Action 1:

Inventory, Assessment, or Survey

Conduct a comprehensive community health assessment, which includes data collection and analysis of public health conditions, trends, and problems affecting the community



### **Action 2:**

#### Plan Development

Develop a community health improvement plan to strengthen the delivery of health services and improve community health

### **Action 3:**

#### Policy and Code Adjustment

Adopt a health in all policies statement or policy commitment for local decision-making

### **Action 4:**

#### Policy and Code Adjustment

Prohibit smoking in all enclosed public places, including restaurants, bars, and workplaces and affirm the right for landlords to legally establish smoke-free rental units or restrict smoking in multi-family buildings communitywide

### **Action 5:**

#### Policy and Code Adjustment

Adopt the National Healthy Housing Standard or equivalent local code for existing residential buildings that includes implementation and enforcement provisions

### **Action 6:**

#### Policy and Code Adjustment

Adopt a Recreational Aquatic Health Code to address illnesses, injuries, and fatalities in community pools or spas

### **Action 7:**

#### Partnerships and Collaboration

Engage the public, local businesses, and nonprofit entities in assessing, developing, and implementing strategies focused on improving health behaviors related to smoking and obesity

### **Action 8:**

#### Practice Improvements

Demonstrate that the local government has received healthy workplace accreditation or has established a Comprehensive Workplace Health program



**Action 9:**

Enforcement and Incentives

Implement a proactive rental inspection program to protect tenants' health and safety

**Action 10:**

Programs and Services

Develop and implement a comprehensive program focused on vector-borne diseases, such as Zika, Chikungunya, and Lyme disease

**Action 11:**

Programs and Services

Provide grants or loans to remediate indoor air pollution problems in low-income homes or affordable rental units

**Action 12:**

Facility and Infrastructure Improvements

Conduct health impact assessments (HIAs) on proposed infrastructure investments and development projects to increase positive health outcomes and minimize adverse impacts



# HEALTH & SAFETY

## HS-3: Emergency Management & Response

15 available points

### PURPOSE

Reduce harm to humans and property by utilizing collaborative approaches to increase capability and capacity to respond to emergency incidents

### EVALUATION MEASURES

#### Community Level Outcomes

100% of points available through Outcomes

#### Outcome 1: Superior Fire Protection

6 Points

Part 1: Achieve a current ISO rating of 3 or better

--AND--

Part 2: Demonstrate that 90% of response times are in compliance with standards set by the National Fire Protection Association (NFPA) [Partial credit available]

#### Outcome 2: Fire and Police Accreditation

6 Points

Part 1: Demonstrate that the fire department has obtained Commission on Fire Accreditation International (CFAI) accreditation

--AND--

Part 2: Demonstrate that the police department has obtained Commission on Accreditation for Law Enforcement Agencies (CALEA) accreditation

#### Outcome 3: Community Emergency Management

3 Points

Option A: Demonstrate that the emergency management community is prepared to manage emergency incidents involving all threats and hazards [Partial credit available]

--OR--

Option B: Demonstrate that the local government has received accreditation by the Emergency Management Accreditation Program (EMAP)



### Local Actions

70% of points available through Actions

#### **Action 1:**

Inventory, Assessment, or Survey

Develop a NIMS-compliant local inventory of assets and resources available for emergency response and mutual aid requests

#### **Action 2:**

Education and Outreach

Publish information to encourage residents to develop emergency kits and evacuation plans, and encourage businesses to develop emergency procedures and shelter-in-place plans

#### **Action 3:**

Partnerships and Collaboration

Participate in cross-department/agency interstate, statewide, regional, or inter-jurisdictional mutual aid response systems

#### **Action 4:**

Partnerships and Collaboration

Participate in a regional emergency planning commission

#### **Action 5:**

Plan Development

Adopt a local comprehensive plan for emergency response that includes provisions for evacuating low-income, disabled, and other persons likely to need assistance

#### **Action 6:**

Practice Improvements

Integrate departmental and jurisdictional interoperability into public safety communications systems

#### **Action 7:**

Practice Improvements

Perform an annual review or assessment of plans, procedures, resources, and trainings based on emergency response incidents and demands



### **Action 8:**

#### Practice Improvements

Participate in discussion-based and operations-based exercises that involve the public and emergency management personnel from multiple departments and/or multiple jurisdictions

### **Action 9:**

#### Programs and Services

Host an active Citizen Emergency Response Team (CERT) or Medical Reserve Corps (MRC)

### **Action 10:**

#### Programs and Services

Distribute emergency kits or supplies to low-income and vulnerable residents before an event occurs



# HEALTH & SAFETY

## HS-4: Food Access & Nutrition

15 available points

### PURPOSE

Ensure that adults and children of all income levels have physical and economic access to fresh and healthful food and have opportunities to learn about nutritious eating and food safety

### EVALUATION MEASURES

#### Community Level Outcomes

70% of points available through Outcomes

##### Outcome 1: Food Security and Assistance

3.5 Points

Demonstrate an increase over the past 3 years in the percentage of people who are food secure

##### Outcome 2: Access to Healthful Food

3.5 Points

Option A: Demonstrate an increase over the past 3 years in the percentage of residents within a walkable 1/4-mile of a healthful retail food outlet

--OR--

Option B: Demonstrate a decrease over the past 3 years in the percentage of residents living in an urban or rural food desert

##### Outcome 3: School Nutrition

3.5 Points

Demonstrate an increase over the past 3 years in the food service sales of fresh fruits and vegetables in the largest public school district

### Local Actions

70% of points available through Actions

##### Action 1:

Inventory, Assessment, or Survey

Conduct an assessment of the local food system, including existing policies and programs that address the 6 steps of the food cycle: grow or produce, sell, process, distribute, consume, and compost



## HEALTH & SAFETY

### HS-4: Food Access & Nutrition

---

#### **Action 2:**

##### Policy and Code Adjustment

Adopt zoning and development regulations that allow farmer's markets, community gardens, and other forms of urban agriculture that promote increased food access

#### **Action 3:**

##### Policy and Code Adjustment

Adopt menu-labeling requirements, zoning restrictions, or development regulations that discourage, tax, or prohibit the sale of unhealthful foods or beverages

#### **Action 4:**

##### Policy and Code Adjustment

Demonstrate that the local government has adopted the most recent U.S. Food Code

#### **Action 5:**

##### Policy and Code Adjustment

Demonstrate that the local public school district has adopted a model school wellness policy

#### **Action 6:**

##### Partnerships and Collaboration

Establish a local or regional food policy council that includes health professionals, community organizations, schools, farmers, and/or related businesses

#### **Action 7:**

##### Education and Outreach

Support the development of healthy eating campaigns for residents to learn about nutrition, food safety, and food assistance programs

#### **Action 8:**

##### Practice Improvements

Demonstrate that local schools or the public school district has received certification from the USDA HealthierUS Schools Challenge or an award from the Alliance for a Healthier Generation in the past 3 years

#### **Action 9:**

##### Practice Improvements

Purchase and sell healthful food at facilities owned, leased, and operated by the local government





## HEALTH & SAFETY

### HS-4: Food Access & Nutrition

---

#### **Action 10:**

Programs and Services

Implement an “Increase Your Food Bucks” program and accept federal food assistance through SNAP or WIC programs at farmer’s markets

#### **Action 11:**

Programs and Services

Support programs that enable healthful retail food outlets to locate in underserved areas, promote mobile vendors that only sell fresh food, or increase the mix of healthful food sold in existing establishments



# HEALTH & SAFETY

## HS-5: Health Systems

10 available points

### PURPOSE

Provide high quality local health systems that are accessible and responsive to community needs

### EVALUATION MEASURES

#### Community Level Outcomes

70% of points available through Outcomes

##### Outcome 1: Clinical Care

5 Points

Demonstrate that the county is a Top U.S. Performer in regards to quality of clinical care, including access to health care [Partial credit available]

##### Outcome 2: Quality of Local Hospital Systems

2.5 Points

Part 1: Demonstrate that at least 1 hospital per 50,000 residents is accredited by the Joint Commission

--AND--

Part 2: Demonstrate that at least 1 hospital has been recognized as a top performer by the Joint Commission

##### Outcome 3: High Performing Health Department

2.5 Points

Demonstrate that the local public health department is accredited by the Public Health Accreditation Board

#### Local Actions

70% of points available through Actions

##### Action 1:

Inventory, Assessment, or Survey

Conduct a local Public Health System Assessment to identify the components, competencies, and capacities of essential service providers



**Action 2:**

Plan Development

Demonstrate that at least 1 health care institution in the community has made a strategic commitment to addressing equity in their services

**Action 3:**

Partnerships and Collaboration

Establish a governance model between the health department, local healthcare providers, and community health organizations that supports local and regional collaboration for improving community health

**Action 4:**

Education and Outreach

Educate the public about eligibility and enrollment barriers to obtaining health insurance

**Action 5:**

Programs and Services

Provide medical, dental, and/or mental health services to the community through income-based clinics or community health workers

**Action 6:**

Practice Improvement

Provide free medical interpretation services at medical health facilities

**Action 7:**

Programs and Services

Implement strategies to recruit medical professionals to the community or to areas of need in the community

**Action 8**

Programs and Services

Use a performance management system to monitor and improve health services and programs that promote positive health outcomes and expand access to health care



# HEALTH & SAFETY

## HS-6: Hazard Mitigation

15 available points

### PURPOSE

Reduce or eliminate the long-term risk to life and property from existing hazard events through an on-going process that occurs before, during, and after disasters

### EVALUATION MEASURES

#### Community Level Outcomes

70% of points available through Outcomes

##### Outcome 1: Location Specific Hazards

5.25 Points

Part 1:

Option A: Reduce over time the number of homes below code standards that are located in designated high risk areas

--OR--

Option B: Reduce over time the percentage of residents living in designated high-risk areas

--AND--

Part 2: Reduce over time the critical infrastructure below code standards that is located in designated high risk areas

##### Outcome 2: Full Community Hazards

5.25 Points

Demonstrate a measurable reduction in vulnerability and/or increase in resiliency to existing communitywide hazard threats over time

#### Local Actions

70% of points available through Actions

##### Action 1:

Inventory, Assessment, or Survey

Perform an all-hazard vulnerability assessment including key local hazards, impacts on vulnerable populations and critical infrastructure, opportunities for mitigation, and a business impact analysis

##### Action 2:

Plan Development

Develop a post-disaster plan that addresses long-range redevelopment issues such as land use, economic development, housing, infrastructure, public services, and environmental restoration



**Action 3:**

Policy and Code Adjustment

Adopt land use regulations that limit development in areas of high hazard vulnerability

**Action 4:**

Policy and Code Adjustment

Adopt local building codes or enforce state building codes with heightened standards for buildings in areas of high hazard vulnerability

**Action 5:**

Education and Outreach

Increase community awareness of natural or man-made hazards through education and outreach materials

**Action 6:**

Enforcement and Incentives

Create insurance or incentive structures to help equitably remove residents from hazardous situations

**Action 7:**

Facility and Infrastructure Improvements

Build or renovate locally owned public facilities that will be used as shelters, command centers, and demonstration areas to meet higher building code standards

**Action 8:**

Facility and Infrastructure Improvements

Implement highest priority infrastructure improvements listed in the hazard mitigation plan



# HEALTH & SAFETY

## HS-7: Safe Communities

15 available points

### PURPOSE

Prevent and reduce crime and increase perceptions of safety through interagency collaboration and with residents as empowered partners

### EVALUATION MEASURES

#### Community Level Outcomes

100% of points available through Outcomes

##### Outcome 1: Crime Rates

7.5 Points

Demonstrate that the average crime rate for the past 3 years is below the following thresholds:

- 5.5 homicides per 100,000 residents
- 70 incidents of rape or attempted rape per 100,000 residents
- 462.7 aggravated assaults per 100,000 residents
- 2,596.1 incidents of property crime per 100,000 residents

[Partial credit available]

##### Outcome 2: School Violence

7.5 Points

Demonstrate that the average rate of violent victimizations at schools is less than 10 per 1,000 students aged 12-18 in the jurisdiction

### Local Actions

70% of points available through Actions

##### Action 1:

Inventory, Assessment, or Survey

Conduct a survey of community perceptions of safety recognizing that some crimes are not reported and to illuminate safety issues that need to be addressed

Bonus: Survey includes breakdown of geographic variances in safety perceptions

##### Action 2:

Plan Development

Adopt a safe communities strategic plan with a comprehensive, balanced approach that includes violence prevention, intervention, suppression and enforcement, community policing, and reentry strategies



### **Action 3:**

#### Education and Outreach

Educate community members about public safety and law enforcement programs and strategies

### **Action 4:**

#### Partnerships and Collaboration

Develop partnerships with local agencies, nonprofit organizations, schools, and residents to implement public safety strategies, enforcement programs, and trust-building initiatives

### **Action 5:**

#### Practice Improvements

Establish cross-agency coordination and procedures to support balanced implementation of public safety and enforcement activities

### **Action 6:**

#### Practice Improvements

Perform ongoing data collection, evaluation, and monitoring from multiple agencies to track trends and identify emerging community needs

### **Action 7:**

#### Practice Improvements

Integrate community policing and procedural justice into police department operations to support and build trust within the community

### **Action 8:**

#### Programs and Services

Implement violence prevention programs and strategies to address community-identified risks and protective factors

### **Action 9:**

#### Programs and Services

Implement school-based violence prevention programs and strategies, particularly in highly impacted, urban, and at-risk neighborhoods



**Action 10:**

Programs and Services

Develop violence intervention programs and strategies to support at-risk families and youth and to prevent the escalation of violence

**Action 11:**

Programs and Services

Create or support a multi-faceted, monitored reentry program for ex-offenders that includes training, education, mentoring, employment opportunities, and other support services to reduce recidivism





# GOAL AREA: Natural Systems

*Protect and restore the natural resources upon which life depends*

## Introduction

The 6 objectives in the Natural Systems Goal Area help communities protect and restore the places that provide resources to support life. The NS Goal Area takes an ecosystem services approach and recognizes the wide range of benefits natural systems provide, such as food, water, and natural regulating processes affecting climate and floods. Ecosystem services also extend to cultural benefits like aesthetic value and recreation.

NS-5: Water in the Environment and NS-4: Outdoor Air Quality bring attention to the reality that clean water and air are vital for humans and other species to thrive. NS-2: Biodiversity & Invasive Species recognizes that achieving biodiversity requires a two-prong approach of protecting habitats and controlling the spread of destructive non-native species.

With an emphasis on connectivity and collaboration, NS-3: Natural Resource Protection focuses on issues at a broad ecosystem and ecoregional scale. This objective is complemented by NS-1: Green Infrastructure, which aims to integrate natural design with the built environment and emphasizes benefits that extend beyond stormwater harvesting to include localized cooling and air quality. NS-6: Working Lands recognizes the environmental and economic contributions of land management to the Natural Systems Goal Area.

Objective Number	Objective Title and Purpose	Available Points
<b>NS-1</b>	<b>Green Infrastructure:</b> <i>Design and maintain a network of green infrastructure features that integrate with the built environment to conserve ecosystem functions and provide associated benefits to human populations</i>	<b>20</b>
<b>NS-2</b>	<b>Biodiversity &amp; Invasive Species:</b> <i>Maintain the urban ecosystem habitat at levels that promote biodiversity and manage or prevent invasive species</i>	<b>10</b>
<b>NS-3</b>	<b>Natural Resource Protection:</b> <i>Protect, enhance, and restore natural ecosystems and cultural landscapes to confer resilience and support clean water and air, food supply, and public safety</i>	<b>20</b>
<b>NS-4</b>	<b>Outdoor Air Quality:</b> <i>Ensure that outdoor air quality is healthy for all segments of the human population and protects the welfare of the community</i>	<b>15</b>
<b>NS-5</b>	<b>Water in the Environment:</b> <i>Protect and restore the biological, chemical, and hydrological integrity of water in the natural environment</i>	<b>20</b>
<b>NS-6</b>	<b>Working Lands:</b> <i>Conserve and sustainably manage lands that provide ecosystem services and raw materials</i>	<b>15</b>
<b>Total Points Available:</b>		<b>100</b>



### PURPOSE

Design and maintain a network of green infrastructure features that integrate with the built environment to conserve ecosystem functions and provide associated benefits to human populations

### EVALUATION MEASURES

#### Community Level Outcomes

70% of points available through Outcomes

##### Outcome 1: Green Stormwater Infrastructure

8.4 Points

Option A: Demonstrate that 35% of the jurisdiction's land area has designated green stormwater infrastructure providing bioretention and infiltration services

--OR--

Option B: Demonstrate that no more than 65% of the jurisdiction's land area contains impervious surfaces

##### Outcome 2: Green Infrastructure Distribution

5.6 Points

Demonstrate that 85% of the population lives within a 1/3-mile distance from green infrastructure features that provide localized cooling through tree canopy cover or vegetative surfaces

#### Local Actions

70% of points available through Actions

##### Action 1:

Inventory, Assessment or Survey

Assess the state of the jurisdiction's urban forest

##### Action 2:

Plan Development

Create a communitywide green infrastructure plan that is integrated with other relevant local plans



### **Action 3:**

#### Policy and Code Adjustment

Adopt local design criteria and associated codes that require proactive green infrastructure practices for new developments

### **Action 4:**

#### Policy and Code Adjustment

Include evaluation of green infrastructure potential during early site reviews of proposed developments and subdivisions

### **Action 5:**

#### Partnerships and Collaboration

Partner with key community groups and other stakeholders to ensure that green infrastructure practices are used in appropriate settings

### **Action 6:**

#### Enforcement and Incentives

Create incentive programs to encourage landowners to adopt green infrastructure practices that link to broader green infrastructure systems

### **Action 7:**

#### Practice Improvements

Establish a green infrastructure monitoring program and regularly report on status of desired outcomes

### **Action 8:**

#### Facility and Infrastructure Improvements

Dedicate a percentage of funding invested in green infrastructure

### **Action 9:**

#### Facility and Infrastructure Improvements

Upgrade public spaces and public buildings based upon locally adopted or recognized best practices in green infrastructure; where possible, create demonstration projects to enhance public support



# NATURAL SYSTEMS

## NS-2: Biodiversity & Invasive Species

10 available points

### PURPOSE

Maintain the urban ecosystem habitat at levels that promote biodiversity and manage or prevent invasive species

### EVALUATION MEASURES

#### Community Level Outcomes

70% of points available through Outcomes

#### Preliminary Step:

Identify up to 3 threatened species and up to 3 invasive species within the jurisdiction

*The Preliminary Step is required if the community is applying for any credit in this objective.*

#### Outcome 1: Threatened Species

3 Points

Option A: Show that the population of at least 1 threatened species has reached optimal population size

--OR--

Option B: Show that the population of at least 1 threatened species achieved their rate of recovery goal within the past 5 years [Partial credit applies]

#### Outcome 2: Habitat Conservation and Connectivity

2 Points

Option A: Achieve no net loss of habitat areas for threatened species

--OR--

Option B: Increase the connectivity between habitats needed for threatened species [Partial credit available]

#### Outcome 3: Invasive Species Management

2 Points

Show that existing invasive species have been eradicated or contained so as to prevent their population growth and expansion [Partial credit available]



## Local Actions

70% of points available through Actions

### Action 1:

Plan Development

Create a plan for management of local species that minimizes damage from invasive species and enhances biodiversity and ecosystem services

### Action 2:

Policy and Code Adjustment

Adopt or enforce an ordinance requiring control of listed priority invasive species or enact a preferred plant ordinance for private and public landscaping

### Action 3:

Partnerships and Collaboration

Partner with state or federal agencies to monitor, manage, and report on status of threatened and invasive species

### Action 4:

Partnerships and Collaboration

Partner with local volunteer groups or neighborhood associations to restore priority natural systems areas by planting native plants or improving local wildlife habitat

### Action 5:

Partnerships and Collaboration

Partner with local volunteer groups to monitor areas at greatest risk of invasion and remove invasive species

### Action 6:

Education and Outreach

Inform residents and/or plant or animal sellers about the benefits of native species and the hazards of invasive species

### Action 7:

Enforcement and Incentives

Use incentive programs to encourage local businesses and private owners to grow and sell native plants and animals and not sell invasive species



**Action 8:**

Enforcement and Incentives

Enforce regulations to control the use and sale of invasive species

**Action 9:**

Facility and Infrastructure Improvements

Ensure that all local government-owned buildings use native and/or sustainable, site-appropriate species in landscaping

**Action 10:**

Programs and Services

Take actions to prevent the spread of invasive species, especially in priority natural systems areas, such as monitoring, eradication, or other control programs



# NATURAL SYSTEMS

## NS-3: Natural Resource Protection

20 available points

### PURPOSE

Protect, enhance and restore natural ecosystems and cultural landscapes to confer resilience and support clean water and air, food supply, and public safety

### EVALUATION MEASURES

#### Community Level Outcomes

70% of points available through Outcomes

#### Preliminary Step:

Identify all natural parkland and other natural resource areas, for evaluation in this objective

*The Preliminary Step is only required if the community is applying for credit in the Community Level Outcomes. If the community is applying for credit through Local Actions only, the Preliminary Step need not be completed.*

#### Outcome 1: Natural Resource Areas

3.5 Points

Option A: Maintain natural resource acreage at 20 acres per 1,000 residents or greater

--OR--

Option B: Maintain natural resource acreage at 11.5% or more of total jurisdictional land area

#### Outcome 2: Wetlands, Streams, and Shoreline Buffers

3.5 Points

Achieve no net loss of wetlands, streams, and shoreline buffers

#### Outcome 3: Connectivity

3.5 Points

Increase the amount of natural or restored areas directly connected to regional natural systems in order to improve ecosystem services

#### Outcome 4: Restoration

3.5 Points

Option A: Reduce the difference between the actual acreage restored and targeted acreage established in the natural systems plan or land conservation plan

--OR--

Option B: Restore degraded natural resource areas at a ratio greater than 1% of developed land area in the jurisdiction



## **Local Actions**

70% of points available through Actions

### **Action 1:**

Plan Development

Develop a plan to protect and restore natural resources through land conservation, corridor connectivity, and restoration of biological integrity and function

### **Action 2:**

Policy and Code Adjustment

Adopt land use regulations that establish appropriate wetland, stream, and shoreline buffer widths and adjacent land uses

### **Action 3:**

Partnerships and Collaboration

Create an advisory board to inform land conservation and restoration activities

### **Action 4:**

Partnerships and Collaboration

Partner with adjacent jurisdictions, state and federal agencies, and local or regional nonprofit organizations to advance land conservation and restoration efforts

### **Action 5:**

Education and Outreach

Sponsor activities to increase ecological literacy and knowledge about natural resource protection

### **Action 6:**

Enforcement and Incentives

Adopt land use strategies to incentivize permanent land conservation

### **Action 7:**

Enforcement and Incentives

Implement local and market-based financing strategies to acquire land or development easements, or fund restoration and maintenance activities





**Action 8:**

Facility and Infrastructure Improvements

Restore, maintain, and monitor conserved natural lands to increase natural resource resilience, adaptability, and biological integrity



### PURPOSE

Ensure that outdoor air quality is healthy for all segments of the human population and protects the welfare of the community

### EVALUATION MEASURES

#### Community Level Outcomes

70% of points available through Outcomes

#### Outcome 1: Concentration and Emissions of Criteria Air Pollutants

10 Points

Option A: Achieve attainment or maintenance status for all measured criteria pollutants

--OR--

Option B:

Part 1: Demonstrate a decrease in the annual concentration of the non-attainment criteria pollutant(s) that have the greatest impacts on public health over the past 5 years, specifically PM 2.5, PM10, and ozone

--AND--

Part 2: Demonstrate a decrease trend in the annual number of days in which the Air Quality Index (AQI) exceeds 100 over the past 5 years

[Partial credit applies]

#### Outcome 2: Risk from Hazardous Air Pollutants

5 Points

Option A: Demonstrate the community's total cancer risk from hazardous air pollutants is less than 50 per million

--OR--

Option B: Demonstrate a reduction in the total cancer risk from hazardous air pollutants in the community over time [Partial credit applies]

#### Local Actions

70% of points available through Actions

##### Action 1:

Inventory, Assessment, or Survey

Conduct a study to evaluate the geographic areas and subpopulations with the highest exposure to outdoor air pollutants, particularly in consideration of environmental justice and equity impacts



**Action 2:**

Partnerships and Collaboration

Collaborate with local industrial operations to reduce and minimize the release of criteria and hazardous air pollutants in the community

**Action 3:**

Partnerships and Collaboration

Collaborate with local industrial operations to reduce and minimize the release of noxious odors in the community

**Action 4:**

Education and Outreach

Educate the public about the impacts of poor air quality on human health and the natural environment and the efforts they can take to reduce air pollution emissions and exposure

**Action 5:**

Enforcement and Incentives

Enforce anti-idling regulations or burning restrictions to prevent the emission of excess pollution, particularly on Air Quality Action Days

**Action 6:**

Facility and Infrastructure Improvements

Improve traffic signal timing or upgrade intersections to relieve auto congestion

**Action 7:**

Programs and Services

Implement targeted programs to encourage residents to transition to cleaner products

**Action 8:**

Programs and Services

Create or enhance forestry programs aimed at increasing the jurisdiction's tree canopy through active planting, care, and management



# NATURAL SYSTEMS

## NS-5: Water in the Environment

20 available points

### PURPOSE

Protect and restore the biological, chemical, and hydrological integrity of water in the natural environment

### EVALUATION MEASURES

#### Community Level Outcomes

100% of points available through Outcomes

##### Outcome 1: Watershed Health Index

10 Points

Option A: Demonstrate a local Watershed Health Index of greater than or equal to 70

--OR--

Option B: Demonstrate that the amount of water withdrawn from the system for human uses does not exceed the amount of freshwater entering the system through precipitation, river flow, and other sources

##### Outcome 2: Watershed Vulnerability Index

5 Points

Demonstrate a local Watershed Vulnerability Index of less than 70

##### Outcome 3: Watershed Usability

5 Points

Option A: Demonstrate that all non-industrial water bodies are swimmable and fishable during 90% of days in the past year

--OR--

Option B: Demonstrate a steady reduction in water closures of at least 2% annually towards achieving 90% of days being swimmable and fishable [Partial credit applies]

#### Local Actions

70% of points available through Actions

##### Action 1:

Inventory, Assessment or Survey

Conduct a watershed health and vulnerability assessment of local waterways



### **Action 2:**

#### Plan Development

Adopt a watershed management plan that integrates natural water bodies with human water use and addresses inputs and outputs of the water systems

### **Action 3:**

#### Policy and Code Adjustment

Adopt community regulations that protect water quality OR participate in a regional pollutant trading program that reduces watershed pollution levels

### **Action 4:**

#### Partnerships and Collaboration

Create partnerships to address sources of ambient water pollution not covered by local authority or control

### **Action 5:**

#### Education and Outreach

Create an education campaign about ambient water quality, pollution prevention, mitigation, and restoration techniques

### **Action 6:**

#### Enforcement and Incentives

Provide incentives to residents and developers to protect and restore critical watershed protection areas

### **Action 7:**

#### Facility and Infrastructure Improvements

Engage in restoring and maintaining critical water bodies and the buffer zones that protect those water bodies

### **Action 8:**

#### Programs and Services

Routinely inventory and monitor natural water bodies for biological, chemical, and hydrological integrity



# NATURAL SYSTEMS

## NS-6: Working Lands

15 available points

### PURPOSE

Conserve and sustainably manage lands that provide ecosystem services and raw materials

### EVALUATION MEASURES

#### Community Level Outcomes

70% of points available through Outcomes

##### Outcome 1: Protection

4.1 Points

Option A: Demonstrate an increase in the acreage of working lands in the jurisdiction

--OR--

Option B: Demonstrate no net loss of working lands within 5 miles of the jurisdictional boundaries

##### Outcome 2: Production

3.2 Points

Option A: Demonstrate an increase over the past 3 years in the production of goods from local working lands

--OR--

Option B: Demonstrate an increase over the past 3 years in sales from goods produced on local working lands

##### Outcome 3: Certified Management Practices

3.2 Points

Increase the percentage of working lands that use certified management practices for a locally selected industry over time

#### Local Actions

70% of points available through Actions

##### Action 1:

Inventory, Assessment, or Survey

Conduct an assessment or inventory of the community's working lands



### **Action 2:**

#### Plan Development

Include considerations for working lands in the community's land conservation or natural resource plan

### **Action 3:**

#### Policy and Code Adjustment

Adopt zoning and development regulations that allow for the production and sale of urban agriculture goods

### **Action 4:**

#### Policy and Code Adjustment

Adopt land use strategies or development regulations that protect or expand local working lands

### **Action 5:**

#### Education and Outreach

Educate future and current owners and operators of working lands about working lands preservation efforts, certification programs, and best management practices

### **Action 6:**

#### Education and Outreach

Promote the value of products produced on local working lands to the public

### **Action 7:**

#### Enforcement and Incentives

Implement financing strategies to conserve working lands and support ongoing conservation efforts

### **Action 8:**

#### Programs and Services

Provide conservation programs and services tailored to the needs of the working lands community

### **Action 9:**

#### Programs and Services

Provide support services or programs for future operators and owners of working lands



**Action 10:**

Programs and Services

Encourage owners of working lands to conserve their properties in perpetuity






# Innovation & Process

*Recognize important local government practices and processes that guide the implementation of sustainability and accelerate community-scale achievement across STAR Goal Areas*

## Introduction

The Innovation & Process (IP) category is an avenue for discovering emerging and cutting-edge practices that communities are implementing to improve local sustainability. IP also rewards communities for putting into place best practices and processes to underpin and support continuous improvement in sustainability outcomes. There are 4 sections in this category: Best Practices & Processes; Exemplary Performance; Local Innovation; and Good Governance.

<b>Section</b>	<b>Title and Purpose</b>	<b>Available Points</b>
<b>IP-1</b>	<b>Best Practices &amp; Processes:</b> <i>Recognize important local government practices and processes that underpin the implementation of sustainability measures and accelerate community-scale achievement across STAR Goal Areas</i>	<b>10</b>
<b>IP-2</b>	<b>Exemplary Performance:</b> <i>Reward performance in Community Level Outcome measures or Local Action measures that significantly exceeds the evaluation criteria established by the existing STAR Community Rating System</i>	<b>10</b>
<b>IP-3</b>	<b>Local Innovation:</b> <i>Encourage and reward creative, effective approaches to enhancing a community's environmental, social, and/or economic sustainability not reflected in existing STAR Objectives or evaluation measures</i>	<b>20</b>
<b>IP-4</b>	<b>Good Governance:</b> <i>Recognize the achievement of demonstrated outcomes and good practices in governance that elevate achievement and success rates across multiple goals and objectives</i>	<b>10</b>
<b>Total Points Available:</b>		<b>50</b>



# INNOVATION & PROCESS

## IP- I: Best Practices & Processes

10 available points

### PURPOSE

Recognize important local government practices and processes that underpin the implementation of sustainability measures and accelerate community-scale achievement across STAR Goal Areas

### Description

Local governments continually make decisions, expenditures, and investments that affect community sustainability. The strength of local decision-making is informed by community input, public planning efforts, regulations, and internal coordination across government departments and agencies. Effective practices and processes are therefore critical to ensure that local decisions lead to sustainable outcomes and do not unfairly burden particular constituencies.

IP-I: Best Practices & Processes credits applicants that demonstrate leadership in effectively and innovatively engage the public, plan for their community's future, leverage public resources, establish rules and regulations that advance sustainability and equity, and institutionalize transparency and sustainability.

There are 4 categories of best practices and processes for which credit is available:

- (1) Comprehensive Planning;
- (2) Public Engagement Techniques;
- (3) Innovative Codes & Ordinances; and
- (4) Sustainability Education.

Applicants may pursue credit in up to 2 of the 4 categories in order to receive the maximum 10 points (5 points each). No partial credit is available within each category. If there is another specific best practice or process that the applicant believes is worthy of points, consider applying for credit under IP-3: Local Innovation.

For each best practice and process category, the applicant should:

- explain how the community is meeting each of the required best practices;
- explain how implementation applies across all Goal Areas of the STAR framework; and
- link to or upload additional submittal requirements.

Submissions will be evaluated as to whether the local efforts achieve the criteria described, incorporate innovative strategies, advance equity in decision-making, and positively impact STAR Objectives.

### EVALUATION CRITERIA

#### (I) Comprehensive Planning

**Option A: Within the past 5 years, adopt a systems-based comprehensive plan that establishes a clear vision for the future, concretely addresses subjects in all STAR Goal Areas, identifies performance measures and specific actions that will enable the community to achieve its goals, provides a clear process for implementation, and includes annual reporting on progress**



--OR--

Option B: Achieve official Sustaining Places Designation for the community's comprehensive plan from the American Planning Association (APA)

### (2) Public Engagement Techniques

Part 1: Demonstrate both high-tech and high-touch on-going engagement techniques that empower the public in shaping the future of the community

--AND--

Part 2: Demonstrate that public engagement techniques include practices that intentionally and directly engage all residents, including traditionally unrepresented or underrepresented groups, through inclusive, context-sensitive, and transparent decision-making processes

### (3) Innovative Codes & Ordinances

Part 1: Adopt innovative sets of codes or ordinances that comprehensively advance sustainable practices and raise environmental standards

--AND--

Part 2: Demonstrate how the sets of codes or ordinances are being legally enforced in the community

### (4) Sustainability Education

Option A: Describe cohesive programs, services, or annual events that educate residents about wide-ranging sustainability issues in the community

--OR--

Option B: Implement a local sustainability literacy program within the local public school system



# INNOVATION & PROCESS

## IP-2: Exemplary Performance

10 available points

### PURPOSE

Reward performance in Community Level Outcome or Local Action measures that significantly exceed the evaluation criteria or scope established by the existing STAR Community Rating System

### Description

IP-2: Exemplary Performance recognizes communities that are demonstrating performance levels that exceed the leadership standards of STAR's existing outcome and action measures.

### EVALUATION CRITERIA

To demonstrate exemplary performance in a STAR outcome measure, applicants must show that the community's performance in 1 or more outcomes goes significantly above and beyond STAR's standards for credit. Determination of significance will vary by outcome.


For credit, the applicant must receive full credit for the submitted measure in the original objective, including measures with multiple parts. Up to 50% of the points available in the existing outcome measure will be awarded for exemplary performance.

For verification, applicants must provide analysis supporting their claim of exemplary performance and a requested number of points. The number of points requested should consider the extent to which the applicant exceeds the threshold.

To demonstrate exemplary performance in an action measure, the applicant must show that the action meets the criteria of an existing action measure in the Technical Guide and that the intent of the submitted action is substantially more involved or comprehensive than described for that measure. Regional priorities that include substantial efforts may be included.

Local actions submitted for IP-2: Exemplary Performance may not be submitted for any of the other Innovation & Process sections. Communities that demonstrate exemplary performance in an action measure will be assigned 1 point per preparatory action and 2 points per implementation action.

Applicants may submit up to 4 outcome and/or action measures for IP-2: Exemplary Performance credit; however, note that there are only a total of 10 points available.



# INNOVATION & PROCESS

## IP-3: Local Innovation

20 available points

### PURPOSE

Encourage and reward creative, effective approaches to enhancing a community's environmental, social, and/or economic sustainability not reflected in existing STAR Objectives or evaluation measures

### Description

IP-3: Local Innovation provides a mechanism to recognize communities that approach sustainability in creative, effective ways. While the STAR Community Rating System was designed to be comprehensive, sustainability is a continuously evolving discipline. Local Innovation points can be achieved by proposing new evaluation measures (outcomes or actions) and even new STAR Objectives.

### EVALUATION MEASURES


Evaluation measures that have a history of success within a community that are not present within the existing Rating System may be submitted for additional credit under IP-3: Local Innovation. Similarly, if a community has identified an objective-level sustainability issue and developed a comprehensive strategy for addressing it, STAR welcomes proposals for consideration. Proposals for new objectives must include substantive outcomes and actions that have been achieved within the community.

Applicant can submit a combination of up to 6 examples of local innovation for credit; however, a maximum of 20 total points is available. The number of points eligible are based on the type of measure and/or action type. Applicants must explain why the requested level of points is justified given the existing point structure in STAR.

Maximum point values are as follows:

- New Objective = 15 points
- New Outcome = 10 points
- New Action
  - Education and Outreach = 2 points
  - Plan Development = 2 points
  - Policy and Code Adjustment = 3 points
  - Partnerships and Collaborations = 1 point
  - Practice Improvements = 1 point
  - Inventory, Assessment, or Survey = 1 point
  - Enforcement and Incentives = 4 points
  - Programs and Services = 4 points
  - Facility and Infrastructure Improvements = 6 points

Measures submitted for IP-3 cannot receive duplicated credit for a measure already described in the STAR framework, including a different section of the Innovation & Process area. For example, a community has several violence suppression program. Each program meets the intent of HS-7: Safe Communities. This alone would not be eligible for credit under IP-3.



# INNOVATION & PROCESS

## IP-4: Good Governance

10 available points

### PURPOSE

Recognize the achievement of demonstrated outcomes and good practices in governance that elevate achievement and success rates across multiple STAR goals and objectives

### Description

IP-4: Good Governance rewards applicants that demonstrate achievement in outcomes or practices that support underlying performance across the STAR framework.

There are 3 good governance categories for which credit is available:

- (1) Quality of Municipal Bond Rating;
- (2) Transparency and Open Data; and
- (3) Designated Sustainability Director or Office of Sustainability.

Applicants may pursue credit in up to 2 of the 3 good governance categories to receive the maximum 10 points (5 points each). Partial credit is not available within the categories. If applicant has more than 2, apply for credit in the third under IP-3: Local Innovation.

### EVALUATION CRITERIA

#### (1) Quality of Municipal Bond Rating

Achieve a Best Quality or High Quality bond rating with 1 or more of the 3 major rating agencies

#### (2) Transparency and Open Data

Option A: Demonstrate that data made available to the public meet the Open Data Policy Guidelines, as described by the Sunlight Foundation

--OR--

Option B: Adopt the What Works Cities Standard and describe efforts within the 4 components: Commit, Measure, Take Stock, and Act

#### (3) Designated Sustainability Director or Office of Sustainability

Demonstrate that the local government has designated and funded at least 1.0 FTE employee directly responsible for coordinating on sustainability issues across departments or that an Office of Sustainability has been established with a clear direction to act on the local government's behalf



SUSTAINABILITY  
TOOLS FOR  
ASSESSING &  
RATING COMMUNITIES